

# LCFF Budget Overview for Parents

Local Educational Agency (LEA) Name: Bullis Charter

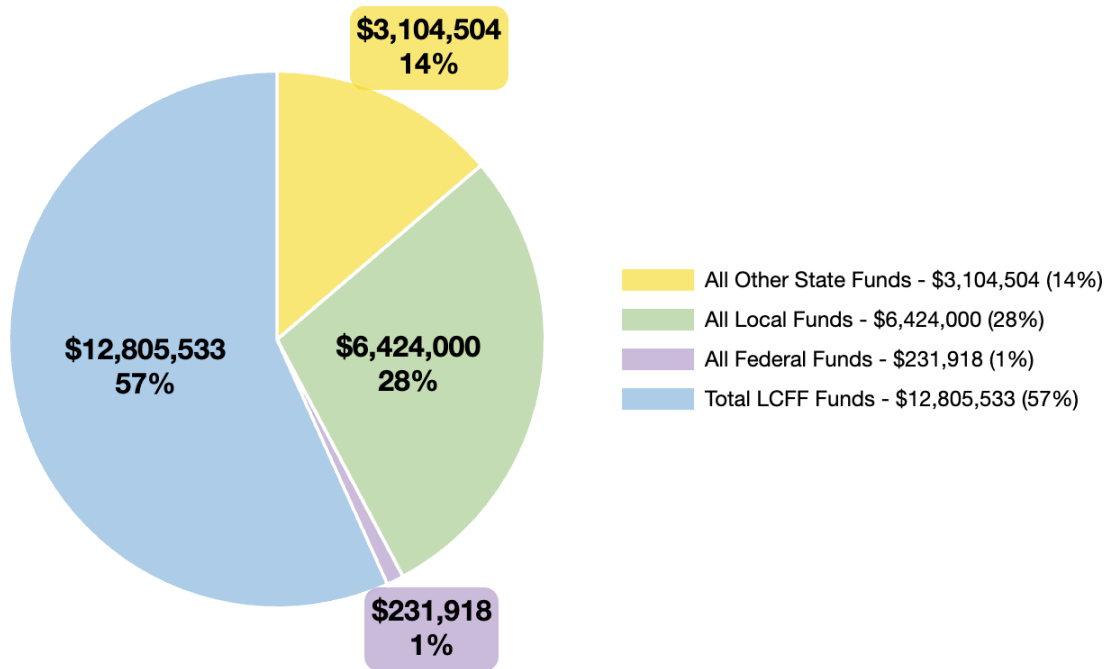
CDS Code: 43104390106534

School Year: 2026-27

LEA Contact Information: Maureen Israel | [misrael@bullischarterschool.com](mailto:misrael@bullischarterschool.com) | 650-947-4100

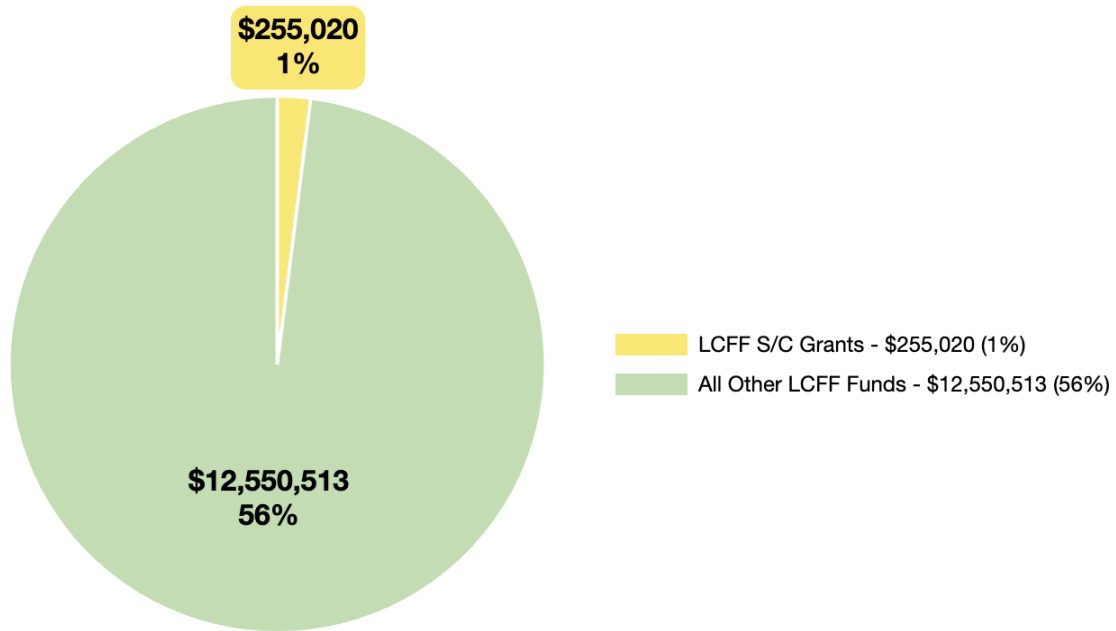
School districts receive funding from different sources: state funds under the Local Comprove services for high needs studentstrol Funding Formula (LCFF), other state funds, local funds, and federal funds. LCFF funds include a base level of funding for all LEAs and extra funding - called "supplemental and concentration" grants - to LEAs based on the enrollment of high needs students (foster youth, English learners, and low-income students).

## Budget Overview for the 2026-27 School Year Projected Revenue by Fund Source



Source	Funds	Percentage
All Other State Funds	\$3,104,504	14%
All Local Funds	\$6,424,000	28%
All Federal Funds	\$231,918	1%
Total LCFF Funds	\$12,805,533	57%

## Breakdown of Total LCFF Funds



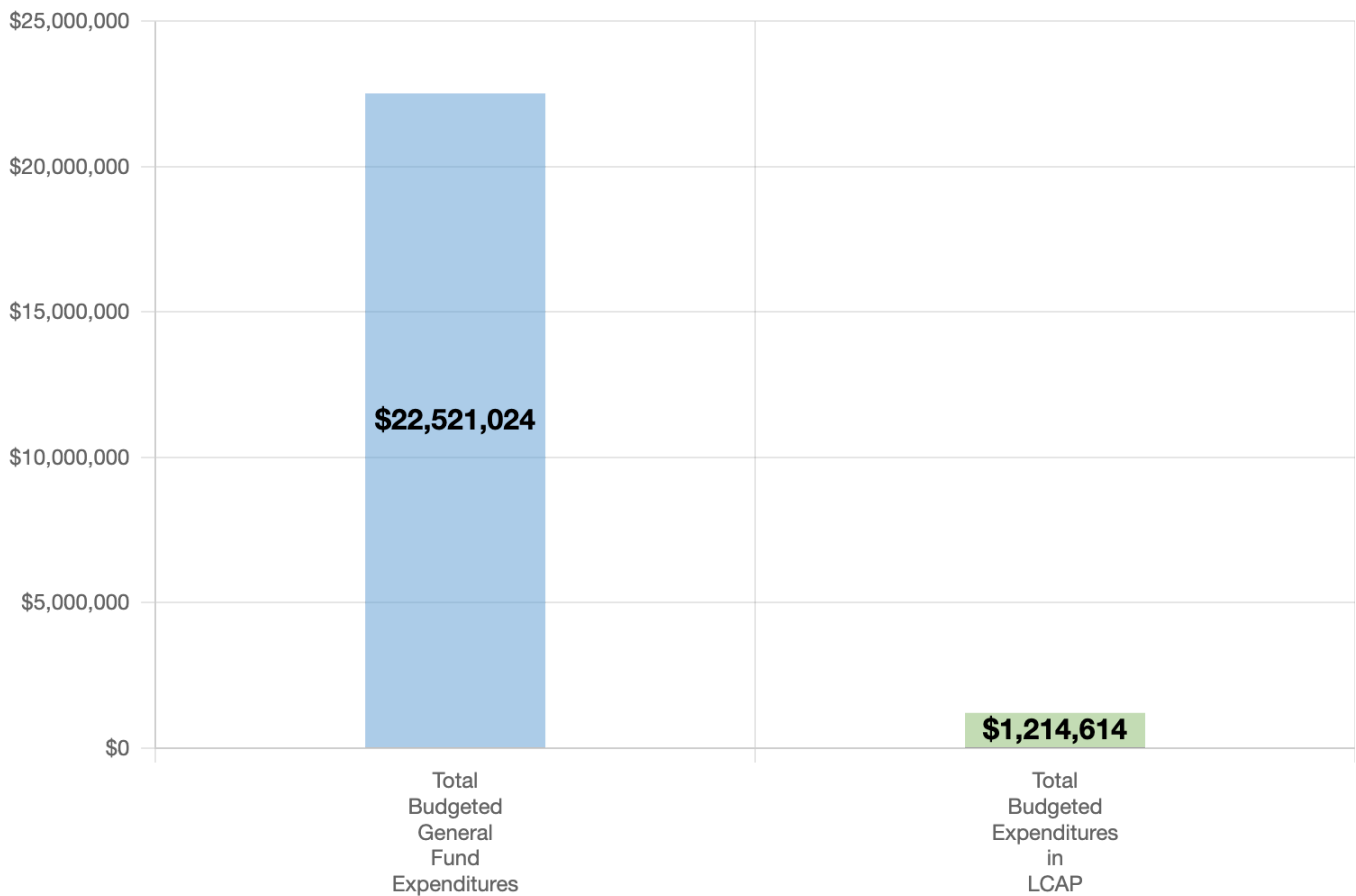
Source	Funds	Percentage
LCFF S/C Grants	\$255,020	1%
All Other LCFF Funds	\$12,550,513	56%

*These charts show the total general purpose revenue Bullis Charter expects to receive in the coming year from all sources.*

The total revenue projected for Bullis Charter is \$22,565,955, of which \$12,805,533 is Local Control Funding Formula (LCFF), \$3,104,504 is other state funds, \$6,424,000 is local funds, and \$231,918 is federal funds. Of the \$12,805,533 in LCFF Funds, \$255,020 is generated based on the enrollment of high needs students (foster youth, English learner, and low-income students).

The LCFF gives school districts more flexibility in deciding how to use state funds. In exchange, school districts must work with parents, educators, students, and the community to develop a Local Control and Accountability Plan (LCAP) that shows how they will use funds to serve students.

## Budgeted Expenditures in the LCAP



*This chart provides a quick summary of how much Bullis Charter plans to spend for 2026-27. It shows how much of the total is tied to planned actions and services in the LCAP.*

Bullis Charter plans to spend \$22,521,024 for the 2026-27 school year. Of that amount, \$1,214,614 is tied to actions/services in the LCAP and \$21,306,410 is not included in the LCAP. The budgeted expenditures that are not included in the LCAP will be used for the following:

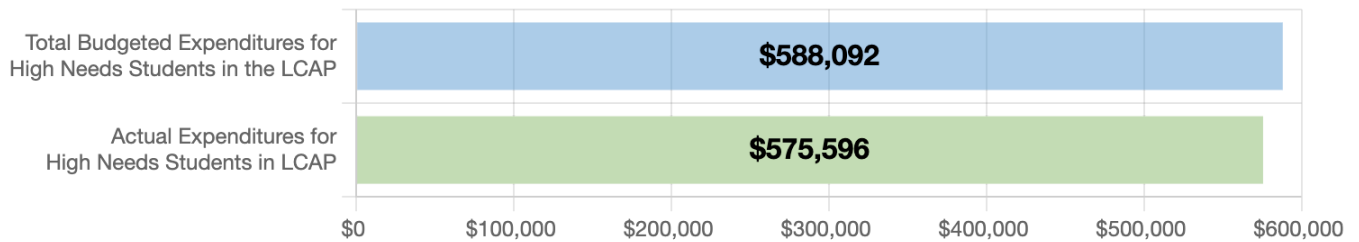
All additional general fund expenditures for the school year will contribute to teacher/staff salaries and to additional supplies, resources, utilities, etc. for school operations.

## Increased or Improved Services for High Needs Students in the LCAP for the 2026-27 School Year

In 2026-27, Bullis Charter is projecting it will receive \$255,020 based on the enrollment of foster youth, English learner, and low-income students. Bullis Charter must describe how it intends to increase or improve services for high needs students in the LCAP. Bullis Charter plans to spend \$686,595 towards meeting this requirement, as described in the LCAP.

## Update on Increased or Improved Services for High Needs Students in 2025-26

### Prior Year Expenditures: Increased or Improved Services for High Needs Students



*This chart compares what Bullis Charter budgeted last year in the LCAP for actions and services that contribute to increasing or improving services for high needs students with what Bullis Charter estimates it has spent on actions and services that contribute to increasing or improving services for high needs students in the current year.*

In 2025-26, Bullis Charter's LCAP budgeted \$588,092 for planned actions to increase or improve services for high needs students. Bullis Charter actually spent \$575,596 for actions to increase or improve services for high needs students in 2025-26. The difference between the budgeted and actual expenditures of \$12,496 had the following impact on Bullis Charter's ability to increase or improve services for high needs students:

# Local Control and Accountability Plan

The instructions for completing the Local Control and Accountability Plan (LCAP) follow the template.

Local Educational Agency (LEA) Name	Contact Name and Title	Email and Phone
Bullis Charter School	Maureen Israel – Executive Director	<a href="mailto:misrael@bullischarterschool.com">misrael@bullischarterschool.com</a> 650-947-4100

## Plan Summary 2026-27

### General Information

A description of the LEA, its schools, and its students in grades transitional kindergarten–12, as applicable to the LEA. LEAs may also provide information about their strategic plan, vision, etc.

Bullis Charter School (BCS) is an open-enrollment, TK-8 public charter school serving over 1,000 students from in and around the Los Altos School District. As a mission-driven school, BCS provides a collaborative learning environment focused on individual student growth and helping each student and staff member reach their full potential. The school has a diverse student population, with dozens of languages spoken, including English, Spanish, Farsi, Vietnamese, Hindi, Korean, Mandarin, Cantonese, Arabic, Hebrew, and Russian. BCS serves all students, including those in Special Education, socio-economically disadvantaged students, and English language learners.

BCS emphasizes student-led instruction tailored to meet the needs of all students, regardless of skill level or learning style. The highly individualized approach includes small group practice and project-based learning experiences. Special programs and accommodations are available for students requiring extra support, whether for enrichment or remediation. The Special Education team, which includes a Director of Special Education, Resource Specialists, Speech and Language Pathologist, Occupational Therapist, Psychologist, and paraprofessionals, works with teachers to implement Individualized Education Programs (IEPs) to ensure all students achieve growth. A Multi-Tiered System of Support (MTSS) structure and Student Response Team (SRT) provide recommendations for additional support at Tier 2 and Tier 3 levels. Designated and integrated English Language Development (ELD) time ensures that students can access the material and continue to build their language skills in all classrooms.

BCS offers multiple opportunities for students to explore and discover interests and passions within the school-day curriculum. Starting in TK and continuing through 8th grade, all students take part in Mandarin, Art, Drama, Physical Education, and Music classes, with the choice of Spanish classes in middle school. The Makerspace and Fabrication Lab (Fab Lab) also provide weekly hands-on learning experiences aligned with the classroom curriculum. Elementary students have access to co-curricular programs during the school day, which allow them to explore new interests and skills. Student council offers representation and voice in school activities, while co-curricular activities may include Coding, Lego Robotics, 3D Modeling, Origami, Choir, Band, Broadway Dance, American Sign Language, etc. These activities adapt each year based on new student and teacher interests. An Extended Learning Opportunities Program (ELO-P) also provides enrichment for students in TK-6 until 5:30pm each day, along with additional, robust after school program options.

In middle school, students continue to explore passions with an emphasis on leadership and innovation. Weekly student-run clubs cover a variety of interests such as crocheting, cooking, scriptwriting, and video editing, with teachers serving as facilitators. A weekly Electives course offers deeper study in visual and performing arts, engineering, and robotics. Course offerings may include classes such as Speech and Debate, Journalism, Advanced Art, and Play Production.

Character development is integral to all classroom instruction, providing a values-based education for all students. An SEL curriculum is incorporated into classrooms in TK-5 and advisories in middle school, alongside a school-wide approach of Conscious Discipline. Trained staff and student conflict managers enable students to contribute to the school's atmosphere by leading Solutions Teams. Principal and Character Awards recognize TK-5 and 6-8 students who uphold character pillars and BEARS expectations, and cross-grade "Houses" foster friendships and collaboration on school-wide activities. Cultural programming celebrates and recognizes our community in a way aimed at fostering belonging.

As stated in its mission, Bullis Charter School offers a collaborative, experiential learning environment that emphasizes individual student growth. As a model of innovation, BCS inspires children, faculty, and staff to reach their full potential. Using a global perspective, the BCS program nurtures mutual respect, civic responsibility, and a lifelong love of learning.

## Reflections: Annual Performance

A reflection on annual performance based on a review of the California School Dashboard (Dashboard) and local data.

An analysis of the 2025 California School Dashboard shows that Bullis Charter School continues to outperform state averages across all reported indicators. In both Mathematics and English Language Arts, students across all demographic groups - including Students with Disabilities and English Learners - achieved results at the Very High performance levels (blue on the dashboard). In particular, the school maintained a strong trajectory of academic success across all grade levels. In the English Learner Progress indicator, 75% of English Learners progressed at least one ELPI Level, reflecting the school's ongoing commitment to inclusive, data-informed instruction and integrated English Language Development (ELD) practices.

BCS also made progress in student engagement measures. Chronic absenteeism continued to decline 1.1%, bringing the overall level to 3.7%. This percentage remains significantly below the state average. The school's suspension rate remained Very Low at 0.4%, reinforcing its safe and supportive campus culture. These outcomes reflect the school's integrated approach to academic and social-emotional learning, supported by counselors, a school psychologist, and a Multi-Tiered System of Support (MTSS). This framework ensures timely identification and responsive support for students needing academic or behavioral interventions.

Looking ahead to the 2026–27 school year, BCS will continue to deepen its investment in professional development, particularly in small group facilitation, strategies to support Multilingual Learners and Students with Disabilities, and effective Tier 1 and Tier 2 classroom strategies. With an increasingly diverse student body, including rising numbers of socioeconomically disadvantaged students, the school remains focused on ensuring equity of access and opportunity for all learners.

## Reflections: Technical Assistance

As applicable, a summary of the work underway as part of technical assistance.

Not applicable

# Comprehensive Support and Improvement

An LEA with a school or schools eligible for comprehensive support and improvement must respond to the following prompts.

## *Schools Identified*

A list of the schools in the LEA that are eligible for comprehensive support and improvement.

Not applicable

## *Support for Identified Schools*

A description of how the LEA has or will support its eligible schools in developing comprehensive support and improvement plans.

Not applicable

## *Monitoring and Evaluating Effectiveness*

A description of how the LEA will monitor and evaluate the plan to support student and school improvement.

Not applicable

# Engaging Educational Partners

A summary of the process used to engage educational partners in the development of the LCAP.

School districts and county offices of education must, at a minimum, consult with teachers, principals, administrators, other school personnel, local bargaining units, parents, and students in the development of the LCAP.

Charter schools must, at a minimum, consult with teachers, principals, administrators, other school personnel, parents, and students in the development of the LCAP.

An LEA receiving Equity Multiplier funds must also consult with educational partners at schools generating Equity Multiplier funds in the development of the LCAP, specifically, in the development of the required focus goal for each applicable school.

Educational Partner(s)	Process for Engagement
Teachers/Principals/School Personnel	<p>Throughout the 2025 - 26 school year, Bullis Charter School engaged a range of educational partners to gather feedback and guide actions aligned to the LCAP goals.</p> <p>Our school leadership team (SLT) and instructional leadership team (ILT) - which includes teachers, site principals, the Managing Director of Special Education, the Chief Academic Officer, and the MTSS Coordinator - reviewed goal progress and contributed input at multiple points during the year, with key stepback and data analysis meetings held in Spring 2026.</p> <p>All BCS staff were invited to complete a comprehensive survey in early February, which included opportunities to provide feedback on school priorities. There were also multiple curricula and instructional surveys provided during the year which contributed towards developing and refining action steps.</p> <p><u>Bullis Charter School administrators, teachers, and staff are not represented by a bargaining unit.</u></p>
Parents	<p>For the 2025-26 school year, the Bullis Booster Club continues to serve as the LCAP Parent Advisory Committee. This group meets monthly and actively supports outreach and communication efforts to ensure families are informed and engaged in the school.</p> <p>The English Learner Advisory Council met four times throughout the year to examine student data, monitor progress, and offer feedback on programs and services. All parents were invited to participate in LCAP input meetings held on March 30 and May 27, 2026.</p> <p>In addition to these meetings, families were invited to provide regular input through Possip, a bi-weekly pulse survey sent to all parents throughout the school year. Feedback collected through Possip helped inform planning around program quality, communication systems, and school climate. Additional opportunities to gather input on LCAP goals were offered through curriculum chats facilitated by school leaders.</p> <p>The LCAP public hearing was held on May 15, 2026, and the final plan was presented for board adoption on June 15, 2025.</p>
Students	<p>A Connections survey was distributed to all TK-8 students in Winter 2026 and analyzed with vertical teams during a spring vertical team meeting on February 3. This data was used to develop specific supports and priorities around socio-emotional learning and school-wide programming.</p>

Insert or delete rows, as necessary.

A description of how the adopted LCAP was influenced by the feedback provided by educational partners.

All goals are grounded in the key themes and priorities that emerged from surveys and input gathered during meetings with educational partners. Feedback from parents influenced actions in Goal #4, student feedback influenced actions in Goal #3, and staff feedback influenced actions in Goal #2 and Goal #3.

# Goals and Actions

## Goal 1

Goal #	Description	Type of Goal
1	Every student will experience growth and academic success in an environment that fosters effective learning.	Broad

State Priorities addressed by this goal.

This overarching goal enables us to concentrate on the following state priorities:

1. Basic Conditions of Learning
2. State Standards
3. Pupil Achievement
4. Course Access
5. Other Student Outcomes

An explanation of why the LEA has developed this goal.

We take pride in the legacy of 20 years of academic excellence we have built at BCS, but we also recognize the continuous need to provide rigorous, aligned, and personalized instruction for all students, regardless of their experience or prior performance. Focusing on individual student growth and performance is essential as we move forward. This is a shared priority for our teachers and our parents, particularly those of Special Education and English Learner (EL) students. This goal is developed to ensure continued growth for all students.

# Measuring and Reporting Results

Metric #	Metric	Baseline	Year 1 Outcome	Year 2 Outcome	Target for Year 3 Outcome	Difference from Baseline
100%	# of core teachers that are appropriately credentialed and not misassigned	2 misassignments in 2021-22 (95%) Data Year: 23-24 Data Source: SARC	1.5 misassignments in 2022-23 Data Year: 23-24 Data Source: SARC	5.4 misassignments in 2023-24 (note: 0 misassignments reported to/by county) Data Year: 23-24 Data Source: SARC	100% of teachers appropriately credentialed and not misassigned	Meeting county expectations currently
All green and blue indicators on the California Dashboard	Overall average of Math and ELA performance on the California dashboard for all students and all numerically significant subgroups	<b>Overall ELA</b> – Very High Status Asian, Two or More Races – Very High Status Students with Disabilities, EL, White – High Status <b>Overall Math</b> – Very High Status Asian, Two or More Races, White – Very High Status Students with Disabilities, EL – High Status Data Year: 2022-23 Data Source: CA Dashboard	<b>Overall ELA</b> - Very High Status Asian, English Learners, Two or More Races, White – Very High Status Students with Disabilities – High Status <b>Overall Math</b> - Very High Status Asian, English Learners, Two or More Races, White – Very High Status Students with Disabilities – High Status Data Year: 2023-24 Data Source: CA Dashboard	<b>Overall ELA</b> - Very High Status for all groups measured: Asian, English Learners, Two or More Races, White, Students with Disabilities <b>Overall Math</b> - Very High Status for all groups measured: Asian, English Learners, Two or More Races, White, Students with Disabilities Data Year: 2024-25 Data Source: CA Dashboard	100% green and blue indicators on the California Dashboard	Meeting expected outcome
90%	Percent of students meeting or exceeding standards on the CA Science Test (CAST)	<b>All Students</b> 82.86% SWD 41.17% Asian 86.84% White 77.78%	<b>All Students</b> 85.43% SWD 42.11% Asian 88.70% White 72.50%	<b>All Students</b> 90.31% All measured groups: Very High Status	90% of students meeting or exceeding the standards on the CAST	Meeting expected outcome

		<p>Hispanic: 80%</p> <p>Two or More Races: 76.19%</p> <p>Data Year: 2022-23</p> <p>Data Source: Dataquest</p>	<p>Two or More Races: 89.47%</p> <p>Data Year: 2023-24</p> <p>Data Source: Dataquest</p>	<p>Data Year: 2024-25</p> <p>Data Source: CA Dashboard</p>		
Special populations performance on local assessments greater than or equal to general populations performance	Growth of special populations on local assessments	<p>EL MAP met/exceeded growth projections:</p> <p><b>Math:</b> 68% (72% all students)</p> <p><b>Reading:</b> 66% (59% all students)</p> <p><b>Language:</b> 65% (57% all students)</p> <p>SpEd MAP met/exceeded growth projections:</p> <p><b>Math:</b> 55% (72% all students)</p> <p><b>Reading:</b> 51% (59% all students)</p> <p><b>Language:</b> 55% (57% all students)</p> <p>Data Year: 2023-24 Fall to Spring MAP/NWEA</p>	<p>EL MAP met/exceeded growth projections:</p> <p><b>Math:</b> 63% (70% all students)</p> <p><b>Reading:</b> 67% (61% all students)</p> <p><b>Language:</b> 67% (65% all students)</p> <p>SpEd MAP met/exceeded growth projections:</p> <p><b>Math:</b> 58% (70% all students)</p> <p><b>Reading:</b> 61% (61% all students)</p> <p><b>Language:</b> 65% (65% all students)</p> <p>Data Year: 2024-25 Fall to Spring MAP/NWEA</p>	<p>New mClass measure:</p> <p>SpEd mClass met/exceeded performance: (grades K-5)</p> <p><b>Math:</b> 56% (92.5% of all tested students)</p> <p><b>English:</b> 61% (79% of all testing students)</p> <p>EL mClass met/exceeded growth projections:</p> <p><b>Math:</b> 64% (92.5% of all tested students)</p> <p><b>English:</b> 63% (79% of all testing students)</p> <p>Data Year: 25-26 mClass growth</p>	Special populations growth performance on local assessments greater than or equal to general populations performance	Need additional analysis/metric
Good Repair Status	School facilities meet standard of “good repair”	Good Repair Status (SARC 2023-24) - Fit Report performed January 2024	Good Repair Status (SARC 2024-25) - Fit Report performed January 2025	Good Repair Status (SARC 2025-26) - Fit Report performed January 2026	Good Repair Status on the SARC	Meeting expected outcome

50%+	% of EL students reclassified each year	51.5% reclassified in 2023 Summative ELPAC Data Year: 2022-2023	58.43% Level 4 in 2024 Summative ELPAC Data Year: 2023-24	71.7% Level 4 in 2025 Summative ELPAC Data Year: 2024-25	Maintain a 50% or greater reclassification rate of EL students	Meeting expected outcome
55% High Progress	% of EL students improving on the ELPAC	70% High Progress Data Source: CA Dashboard	55.2% making progress Data Source: CA Dashboard	79.2% making progress Data Source: CA Dashboard	55%+ EL students improving on the ELPAC	Meeting expected outcome
100%	% of teachers implementing the new science of reading aligned ELA curriculum.	No data source to review fidelity of curricular implementation.	100% implementation in elementary school	100% implementation in elementary school and middle school	100% of teachers implementing the new science of reading aligned ELA curriculum.	Meeting expected outcome
100%	% of students with access to standards-aligned instructional materials	100% (SARC 2023-24)	100% (SARC 2024-25)	100% (SARC 2025-26)	100 % of students have access to standards-aligned instructional materials	Meeting expected outcome

## Goal Analysis for 2025-26

An analysis of how this goal was carried out in the previous year.

A description of overall implementation, including any substantive differences in planned actions and actual implementation of these actions, and any relevant challenges and successes experienced with implementation.

Implementation of Goal 1 remained largely consistent with the original plan. Key instructional initiatives - such as the focus on revising PBL curriculum and continued emphasis on MTSS - were implemented during professional development times. Continued support around the new ELA curriculum was provided, especially in the middle school. Additional small-group intervention was provided to students who needed ELA and Math support. Once additional information is received from the 2025-26 CAASPP data, additional intervention support may be provided, particularly supporting teachers in the classroom.

An explanation of material differences between Budgeted Expenditures and Estimated Actual Expenditures and/or Planned Percentages of Improved Services and Estimated Actual Percentages of Improved Services.

For Goal 1, the cost of our Marshall Teacher resident partnership ended up being more than initially anticipated, so there was an increase in expenditures for Action #1. Additionally, Technology (Action #4) only included subscriptions that focused on student remediation or skill development, so the overall cost was less than originally anticipated. There were no additional material differences in spending.

A description of the effectiveness or ineffectiveness of the specific actions to date in making progress toward the goal.

Overall, the actions under Goal 1 proved effective in supporting academic growth. The school moved to all blue indicators on the California Dashboard for both Math and ELA across all significant subgroups. Notably, Students with Disabilities and English Learners exceeded growth projections in reading and language. These results indicate strong implementation in literacy and targeted interventions. The consistent implementation of the science of reading curriculum and differentiated support structures contributed significantly to gains in student achievement.

A description of any changes made to the planned goal, metrics, target outcomes, or actions for the coming year that resulted from reflections on prior practice.

We used the interim CAASPP assessment this school year across all grade levels and saw that it provided us an opportunity to do more targeted error analysis and individualized student support with teachers – this is something we’re continuing to look at utilizing more in-depth for the 2026-27 school year. The length of the Enhancement block was doubled this year, in order to provide more time for teachers to provide direct instruction to small groups of learners. While teachers reported valuing the increase in time, there is a need for more support in developing resources and coaching during this time, something that we’ll focus on in 2026-27.

The cost of Marshall Teacher residents has shifted for 2026-27, so we have adjusted the total funds for Action 1.

We have increased Intervention Support Staff funding under Action 6 to include staff who have additional capacity for supporting small group instruction.

**A report of the Total Estimated Actual Expenditures for last year’s actions may be found in the Annual Update Table. A report of the Estimated Actual Percentages of Improved Services for last year’s actions may be found in the Contributing Actions Annual Update Table.**

**Actions**

Action #	Title	Description	Total Funds	Contributing
Action #1	Credentialed Teachers	Recruit, hire, and retain only appropriately credentialed teachers for core positions on a yearly basis, including partnering with credentialing programs.	66,000	N
Action #2	Instructional Planning and Data Analysis	Support with analysis of interim assessment data and alignment of actions to current long term plans, for all subgroups. <ul style="list-style-type: none"> <li>Grade level teams engage in weekly planning meetings to support the implementation of curriculum and small group instruction</li> <li>Principals work with teachers to develop shared skills in reviewing and analyzing local assessment data and interim data, especially subgroup data, at predetermined intervals throughout the school year, providing necessary coaching and support to teachers as a result.</li> <li>Continue implementation of MClass for TK-5, expanding to Math for all students</li> </ul>	14,000	N
Action #3	Course Offering Review	Review all student course offerings, course sign-ups, and scheduling on a yearly basis to ensure access and choice for students	N/A	N

Action #4	Technology	Ensure all students have technology needs met in the classroom, specifically including access to resources and online learning platforms to support with skill acquisition and remediation	35,128	N
Action #5	ELD Curriculum and Teacher Training	Provide additional training and support to teachers in the implementation of ELD curriculum specifically across TK-5, including a Literacy Specialist to support with training and instruction in the classroom.	53,542	Y
Action #6	Intervention Support Staff	Maintain intervention teachers to support with small-group instruction and extended ELD support, particularly for long-term EL students, including additional small group support from the Reading Specialist and an adjusted schedule for intervention times.	261,058	Y
Action 7	Instructional Leadership Team	Developing a cadence of data review and analysis by the instructional leadership team to review data on a monthly basis, along with the introduction of coaching strands and cycles for teachers based on data analysis.	N/A	N
Action 8	Associate Teachers	Continue to hire associate teachers to support classrooms (3)	300,721	Y

## Goal 2

Goal #	Description	Type of Goal
2	Teachers will actively participate in professional development to improve their instructional expertise and practices, enabling them to better serve and support every student.	Broad

State Priorities addressed by this goal.

This overarching goal enables us to concentrate on the following state priorities:

1 Basic Conditions of Learning; 2 State Standards; 4 Pupil Achievement; 8 Other Student Outcomes

An explanation of why the LEA has developed this goal.

Bullis Charter School is dedicated to fostering individualized learning for all students, with a particular emphasis on the growth of subpopulations. While we have consistently provided targeted, aligned professional learning for teachers at the start of each school year and at key intervals during the school year, we really want to hone in on skills and techniques to support teachers instructionally in the classroom and meet diverse student needs. This initiative will ensure new teaching staff are fully acquainted with Bullis expectations and learning strategies, while also creating collaborative spaces for all Bullis team members to engage in unified training sessions. Additionally, with the implementation of new curriculum, we intend to delve deeply into assessment structures and outcomes, ensuring consistency and rigor across all grade levels. Our professional development efforts will also include targeted training in areas such as the MTSS structure and process, culturally responsive teaching, social-emotional learning, and the effective use of data to inform instruction.

Metric #	Metric	Baseline	Year 1 Outcome	Year 2 Midyear Update	Target for Year 3 Outcome	Difference from Baseline
	Special populations performance on local assessments greater than or equal to general populations performance	<p>Growth of special populations on local assessments</p> <p>EL MAP met/exceeded growth projections:  <b>Math:</b> 68% (72% all students)  <b>Reading:</b> 66% (59% all students)  <b>Language:</b> 65% (57% all students)</p> <p>SpEd MAP met/exceeded growth projections:  <b>Math:</b> 55% (72% all students)  <b>Reading:</b> 51% (59% all students)  <b>Language:</b> 55% (57% all students)</p> <p>Data Year: 2023-24 Fall to Spring MAP/NWEA</p>	<p>EL MAP met/exceeded growth projections:  <b>Math:</b> 63% (70% all students)  <b>Reading:</b> 67% (61% all students)  <b>Language:</b> 67% (65% all students)</p> <p>SpEd MAP met/exceeded growth projections:  <b>Math:</b> 58% (70% all students)  <b>Reading:</b> 61% (61% all students)  <b>Language:</b> 65% (65% all students)</p> <p>Data Year: 2024-25 Fall to Spring MAP/NWEA</p>	<p>New mClass measure:  SpEd mClass met/exceeded performance: (grades K-5)  <b>Math:</b> 56% (92.5% of all tested students)  <b>English:</b> 61% (79% of all testing students)</p> <p>EL mClass met/exceeded growth projections:  <b>Math:</b> 64% (92.5% of all tested students)  <b>English:</b> 63% (79% of all testing students)</p> <p>Data Year: 25-26 mClass growth</p>	Special populations growth performance on local assessments greater than or equal to general populations performance	Need additional analysis/metric
5	# of observations Principals and Chief of Academics complete of all teaching staff to provide feedback on curriculum	<p>All staff observed formally twice this year through an intensive process including a think plan and lesson planning document.</p> <p>Data Year: 2023-24</p>	<p>All staff observed formally twice this year through an intensive process including a think plan and lesson planning document.</p> <p>Data Year: 2024-25</p>	<p>All staff observed formally twice this year through a think plan and lesson planning process. No tracking process of non-evaluative observations.</p> <p>Movement towards tracking non-evaluative observations</p>	Principals and Chief of Academics will complete at least 5 non evaluative observations each school year of all teaching staff to review integration of new strategies learned during professional learning	No current tracking of non-evaluative observations

	implementation and professional development implementation			moving into the 2026-27 school year. Data Year: 2025-26		
90%	% of teachers who find professional learning topics and coaching feedback applicable to their professional growth	No current survey question that captures this data point	No current survey question that captures this data point; changed to capture after each professional development session	85% of teachers surveyed who found professional learning topics and coaching feedback applicable to their professional growth  Staff Survey: Winter 2026	90% of teachers agree/strongly agree that professional learning topics and coaching feedback at Bullis contribute to their professional growth	5% difference from expected outcome
90%	% of ELs scoring a 3 or 4 on the Summative ELPAC	87.14% Data Year: 2022-23	87.64% Data Year: 2023-24	94% Data Year: 2024-25	90%+ of students score a 3 or 4 on the Summative ELPAC	Meeting expected outcome

## Goal Analysis for Goal 2

An analysis of how this goal was carried out in the previous year.

A description of overall implementation, including any substantive differences in planned actions and actual implementation of these actions, and any relevant challenges and successes experienced with implementation.

During the 2025–26 school year, implementation of Goal 2 focused on continuing to build a professional learning culture aligned with site priorities. Teachers participated in planned in-service days and mid-year workshops focused on topics such as ELD and Special Education strategies, literacy instruction, and data analysis. While the Instructional Leadership Team (ILT) met bi-weekly, there continues to be a need for more regular cycles of professional development creation, based on data review and analysis. Additionally, while non-evaluative observations occurred, there was no clear documentation of trends observed, making it difficult to make specific instructional shifts as a result of data analysis. Further refinements to data cycles are expected in 2026-27.

An explanation of material differences between Budgeted Expenditures and Estimated Actual Expenditures and/or Planned Percentages of Improved Services and Estimated Actual Percentages of Improved Services.

We ended up spending less on Action 5 (Curriculum Coaching) this year than anticipated. While principals were actually in classrooms an equivalent amount of time, the focus of their coaching was not as much specifically on ELA curriculum implementation as it had been the year prior with the roll-out of Fishtank. We have adjusted this goal going into 2026-27 to focus on coaching around all curriculum implementation.

A description of the effectiveness or ineffectiveness of the specific actions to date in making progress toward the goal.

CAASPP data from 2025-26 suggested that professional development and curriculum adjustments have positively impacted student outcomes, particularly for Students with Disabilities and English Learners. These subgroups continued to show growth in reading and language on local assessments. We switched to mClass as our local data source and - while it is helpful for screening and tracking student growth - as all students did not take it this year, it is difficult to determine trends of subpopulations in comparison to the whole school. A better measure moving forward may be the interim assessment data collected. . We did collect teacher feedback at multiple points in the year, but only once using this specific question. We may want to consider more opportunities to ask a similar question to determine trends across PD.

A description of any changes made to the planned goal, metrics, target outcomes, or actions for the coming year that resulted from reflections on prior practice.

For 2026–27, Bullis Charter School will adjust ELD support to not only be professional learning but also include classroom coaching (Action #1). BCS will continue to refine the teacher professional learning question in order to ask it at the end of every professional development learning session (Action #5). Additionally, the ILT will revise its observation protocol to include more structured follow-up and alignment to PD goals (Action #3). The MTSS action (Action #6) was adjusted to include a data review and observation cycle before formal intervention meetings.

**A report of the Total Estimated Actual Expenditures for last year’s actions may be found in the Annual Update Table. A report of the Estimated Actual Percentages of Improved Services for last year’s actions may be found in the Contributing Actions Annual Update Table.**

**Actions**

Action #	Title	Description	Total Funds	Contributing
Action #1	Professional Learning: ELD	Professional learning around integrated and designated ELD will be provided to teachers during in-service at the start of the school year and at key points throughout the school year, including in-classroom coaching.	41,744	Y
Action #2	Professional Learning: Special Education	Professional learning around special education strategies and supports, including behavioral supports, will be provided to teachers during in-service at the start of the school year and at key points throughout the school year, including in classrooms	66,539	N

Action #3	Instructional Leadership Team	Instructional leaders – including the Director of Special Education, Chief of Academics, MTSS Coordinator, Literacy Specialist, and principals – will refine the ILT meeting cadence to review local data, conduct shared observation cycles and identify coaching and professional learning trends.	N/A	N
Action #4	Online Supports	Instructional leaders will annually conduct an assessment of all online platforms to determine long-term usage of effective software and programs, including reviewing usage data to determine most effective platforms to utilize for student growth	N/A	N
Action #5	Curriculum Coaching	Teachers will receive direct coaching from principals and the Chief of Academics around the implementation of curriculum in the classroom, including support in analyzing student data and making adjustments to lesson delivery. Professional development days will include feedback surveys around the applicability of content.	129,038	N
Action #6	MTSS	The MTSS and SRT process will adjust the structure of meetings, focusing on data analysis and classroom coaching before setting formal intervention meetings for students.	42,554	N

### Goal 3

Goal #	Description	Type of Goal
3	Bullis Charter School will foster a welcoming and secure environment where all students on every campus feel valued, safe, and embraced for their individuality.	Broad

State Priorities addressed by this goal.

This overarching goal enables us to concentrate on the following state priorities:

5 Pupil Engagement; 6 School Climate

An explanation of why the LEA has developed this goal.

We recognize that for students to take risks in their learning and reach their full potential, they must feel safe and supported in their school environment. Our campus character pillars—respect, trustworthiness, caring, fairness, responsibility, and citizenship—serve as the foundation for this effort. However, we understand that creating a safe and inclusive environment extends beyond these pillars and is woven into both classroom interactions and broader school activities. Through the implementation of Positive Behavioral Interventions and Supports (PBIS), a robust Multi-Tiered System of Supports (MTSS), advisory programs, and comprehensive social-emotional learning (SEL) initiatives, we are committed to fostering a supportive and inclusive environment. This holistic approach aligns with our mission to support the whole student, ensuring that every aspect of our school climate contributes to their well-being and success.

Metric #	Metric	Baseline	Year 1 Outcome	Year 2 Midyear Update	Target for Year 3 Outcome	Difference from Baseline
80%	% of students who agree/strongly	% of students who agree/strongly agree that	Survey change: 97.5% of students identified	% of students who agree/strongly agree that	80% of students who agree/strongly agree that they belong at BCS	Meeting expected outcome

	agree that they belong at BCS	they feel like they belong at BCS  <b>Elementary:</b> 69%  <b>Middle School:</b> 58%  Data Source: Panorama Survey Data, Winter 2024	having one strong adult connection at campus	they feel like they belong at BCS  <b>Full School:</b> 81%  <b>Data Source:</b> Connections Survey Data, Winter 2026		
80%	% of students who agree/strongly agree they feel respected by peers and teachers	<b>Elementary:</b> Respect by teachers: 74% Respect by peers: 48%  <b>Middle School:</b> Respect by teachers: 61% Respect by peers: 43%  Data Source: Panorama Survey Data, Winter 2024	Survey change: 97.5% of students identified having one strong adult connection at campus	% of students who feel respected and accepted for who they are at Bullis:  <b>Full School:</b> 75%  Data Source: Connections Survey Data, Winter 2026	80% of all BCS students feel respected by peers and teachers	5% difference from expected outcome
96.5% and <5%	Student Attendance Rate and Chronic Absentee Rate	22-23 school year: 96.13% attendance; 5.1% chronic absenteeism (P2 data)	24-25 P1 Data: 96.58% attendance 4.7% chronic absenteeism  Data Source: CA Dashboard	<b>25-26 P2 Data:</b> 97.25% 3.7% chronic absenteeism from 2024-25  Data Source: CA Dashboard 2025	Maintain an average of 96.5% ADA and <5% chronic absentee rate	Meeting expected outcome
<2%	Student Suspension Rate and Expulsion Rate	<b>2023 CA Dashboard</b> All Students 0.2% (Very Low) Asian 0% (Very Low) Hispanic 0% (Very Low)	<b>2024 CA Dashboard:</b> All Students: .3% Asian 0% Hispanic 2.2% Two or More Races .6%	<b>2025 CA Dashboard:</b> All Students: .4% Asian .2% Hispanic 2% Two or More Races 0%	Maintain a suspension and expulsion rate in the blue on the California dashboard.	Meeting expected outcome

	<p>Two or More Races .5% (Low)</p> <p>SWD 0% (Very Low)</p> <p>White .5% (Very Low)</p> <p>English Learners 0% (Medium)</p> <p>Expulsion Rate: 0%</p> <p>Data Year: 2022-23</p> <p>Data Source: CA Dashboard</p>	<p>SWD 2.4%</p> <p>White .6%</p> <p>English Learners 1%</p> <p>Expulsion Rate: 0%</p> <p>Data Year: 2023-24</p> <p>Data Source: CA Dashboard</p>	<p>SWD 4.1%</p> <p>White 1.2%</p> <p>English Learners 1.5%</p> <p>SED: 1.4%</p> <p>Expulsion Rate: 0%</p> <p>Data Year: 2024-25</p> <p>Data Source: CA Dashboard</p>		
--	--	--	--	--	--

### Goal Analysis for Goal 3

An analysis of how this goal was carried out in the previous year.

A description of overall implementation, including any substantive differences in planned actions and actual implementation of these actions, and any relevant challenges and successes experienced with implementation.

During the 2025–26 school year, Goal 3 actions were implemented as planned, with a continued focus on strengthening school climate and student sense of belonging. The No Bully program was integrated across TK–8 classrooms, and classroom teachers received training in Conscious Discipline and inclusive practices. Connections student survey data helped guide programming adjustments and identified targeted areas for improvement, particularly around trusted relationships between adults and students. School counselors supported students both individually and through broader programming, while site leaders led ongoing reflection and adjustments around advisory, PBIS implementation, and cultural programming and celebrations. One challenge was the limited time available in the school schedule to fully embed all SEL components, particularly in the elementary school. However, school-wide cultural events and character initiatives were successful in building stronger cross-grade connections and a more inclusive community. The leadership team is focusing on how to ensure consistent SEL implementation in the 2026-27 school year, including support with potential pilot curriculum.

An explanation of material differences between Budgeted Expenditures and Estimated Actual Expenditures and/or Planned Percentages of Improved Services and Estimated Actual Percentages of Improved Services.

There were no significant material differences between the budgeted and actual expenditures for Goal 3. All funded actions - including school counseling, PBIS implementation, and the No Bully program - were carried out as intended. Estimated actual expenditures aligned closely with projections, or slightly above. Any differences were related to minor shifts in programming schedules and training costs.

A description of the effectiveness or ineffectiveness of the specific actions to date in making progress toward the goal.

The implemented actions under Goal 3 were supportive in continuing to advance a safe and inclusive school climate. Chronic absenteeism continues to decline and the school maintained a very low suspension rate (0.4%). Student survey results reflected improvement in school belonging and feeling respected. While some schedule adjustments were made to provide more time for SEL learning, additional support for implementation of lessons is a priority for the 2026-27 school year. Additionally, continued support around inclusive Tier 1 classroom culture strategies hopes to support additional growth in student belonging and respect. A metric to consider reviewing is the number of bullying reports submitted each school year.

A description of any changes made to the planned goal, metrics, target outcomes, or actions for the coming year that resulted from reflections on prior practice.

The 2026–27 adjustments include continuing to redesign advisory and the elementary school schedule to provide distinct time to focus on SEL. New observation cycles will need to be added to monitor implementation fidelity in SEL and advisory programs (Action #3 and Action #4) by the ILT at the start of the school year. The school will also explore dedicated time within the schedule to support deeper SEL integration and continued cultural programming to promote inclusive, safe environments. We would like to review the number of student bullying reports in relation to the metric around feeling respected by students.

**A report of the Total Estimated Actual Expenditures for last year’s actions may be found in the Annual Update Table. A report of the Estimated Actual Percentages of Improved Services for last year’s actions may be found in the Contributing Actions Annual Update Table.**

## Actions

Action #	Title	Description	Total Funds	Contributing
Action #1	School Counselor	A school counselor supporting with school programming and individual/class student needs, separate from one-on-one or small group counseling.	49,525	N
Action #2	No Bully Program	Continue the implementation of the No Bully Program in all classrooms each year, including training of Solution Teams and parent information sessions	8,191	N
Action #3	MS Advisory	Analyze and review the current content and structure of MS advisory; develop observation cycles and teacher training opportunities for curriculum implementation	13,000	N
Action #4	Second Step Classroom Coaching	Review the Second Step implementation for all elementary school teachers and provide appropriate training and coaching as necessary, including adjusting the school schedule to allow for more specific classroom time dedicated to SEL.	N/A	N
Action #5	Teacher Training	Provide continued teacher training around inclusive learning environments and supporting students to develop a sense of belonging, focusing on Conscious Discipline as a restorative approach	15,228	N

Action #6	Goal Creation and Tracking	Set goals around student survey metrics for GL and Team Leads and collect data at multiple points during the school year in order to make adjustments to programming and resources.	N/A	N
Action #7	Cultural Programming	Continue the development of a yearly cadence of school-wide programming to support student voice, inclusion, and community.	27,625	N
Action #8	PBIS	Continue the implementation of a PBIS program and shared learner expectations across all grade levels	20,207	N

## Goal 4

Goal #	Description	Type of Goal
4	We will foster a vibrant and collaborative partnership with all parents, engaging them actively in supporting their children and advancing the Bullis Charter School mission.	Broad

State Priorities addressed by this goal.

This overarching goal enables us to concentrate on the following state priorities:

### 3 Parent Involvement

An explanation of why the LEA has developed this goal.

A key part of the Bullis Charter School culture has been strong parent involvement and participation in the broader school community. Since its inception, parents have been integral to BCS, contributing significantly to its success and development. Recognizing the value of this engagement, we aim to reconnect our families with our mission and school community. This involves exploring new opportunities and methods to enhance family and community connections. Our efforts will include a range of culturally sensitive strategies and processes to encourage family involvement in the learning and teaching process. Parents play a pivotal role through various activities, such as volunteering, participating in the Bullis Boosters Club, attending workshops, and engaging in advisory committees. These initiatives ensure that parents are integral partners in their children's education and help shape the school's operations and programs.

Metric #	Metric	Baseline	Year 1 Outcome	Year 2 Midyear Update	Target for Year 3 Outcome	Difference from Baseline
90%	% of parents who feel that BCS has a positive and motivating culture	83% of families feel as though BCS has a positive and motivating culture Data Year: 2023-2024	87.4% of responding families feel as though BCS has a positive and motivating culture Data Year: 2024-25	Data not captured in this cycle	90% of parents who feel as though they are connected to the BCS community	N/A

90%	% of families who persist year over year at BCS	87.6% of students persisted from 22-23 to 23-24  Data Year 2023-24	87.8% of students persisted from 23-24 to 24-25 (as per Fall 1 report /census day)	88.5% of students persisted from 24-25 to 25-26 (as per Fall 1 report /census day)	90% of families persist year to year at BCS	1.5% difference from target outcome
100%	% of parents who have attended a parent information session, workshop, or participated in a working committee	No current baseline data	64.6% of families reported attending a parent info session, workshop, or participating in a working committee  Data Year: 2024-25	Data not captured in this cycle	100% of parents who have attended a parent information session, workshop, or participated in a working committee	N/A
90%	% of families who would recommend BCS to another family	81% of families were likely or very likely to recommend BCS to family or friends	86.5% of responding families were likely or very likely to recommend BCS to family or friends  Data Year: 2024-25	86% were happy/mostly happy with their experience at BCS  Data Year: 2025-26	90% of families who would recommend BCS to another family	4% difference from target outcome (Note: question adjustment in 25-26)
50%; 70%	% of families responding to quick touchpoint surveys and longform survey	New survey structure in 2024-25	89.6% cumulative response rate  Possip: 2024-25	55% cumulative response rate  Possip: 2025-26	50% of families respond regularly to the touchpoint surveys; 70%+ of parents respond to the yearly family survey	+5% difference in target outcome cumulative rate
40	# of communications promoting programs/events for families including unduplicated students and those with exceptional needs	40 communications promoting programs/events for families	40 weekly newsletter communications	40 weekly newsletter communications	40 weekly communication opportunities with all families	Meeting expected outcome

## Goal Analysis for Goal 4

An analysis of how this goal was carried out in the previous year.

A description of overall implementation, including any substantive differences in planned actions and actual implementation of these actions, and any relevant challenges and successes experienced with implementation.

Implementation of Goal 4 during the 2025–26 school year focused on strengthening family engagement and rebuilding a sense of connection across the school community. Parent workshops were offered at key points throughout the year, developed collaboratively with staff and in response to parent

feedback. We saw the best results of this towards the end of the year, as we engaged new families in workshops around what to expect in upcoming years. We'd like to continue to grow these workshops and information opportunities for parents, having a chance to increase the cadence and content opportunities. While we have used Possip this past year as a bi-weekly pulse survey, we have not gotten the participation from it as expected and struggled to get a good cadence of review and response. This is an area to focus on in 2026-27 and it is anticipated that office hours might be a way to garner more feedback.

An explanation of material differences between Budgeted Expenditures and Estimated Actual Expenditures and/or Planned Percentages of Improved Services and Estimated Actual Percentages of Improved Services.

There were no significant material differences between budgeted and actual expenditures for Goal 4. Funds allocated for communication tools (e.g., Possip) and for the Director of Community Engagement and Outreach were used as planned. Workshops and onsite events were delivered within budget. Any minor variations were related to the timing of events or availability of facilitators but did not alter the scope or intent of the goal

A description of the effectiveness or ineffectiveness of the specific actions to date in making progress toward the goal.

The actions under Goal 4 proved somewhat effective in establishing school-home partnerships, though we'd like more specific data points to compare as Possip was not a reliable metric, with limited. Parent participation in key events (such as intersessions) was high (Action #4) and some great movement and parent connection was made in Spring 2026 around new families (Action #3), though tracking participation in each of these at a school level is challenging. Moving into 2026-27, we would like to publicize more opportunities for participation early on and establish a master tracker document, along with the creation of a parent seminar/forum series.

A description of any changes made to the planned goal, metrics, target outcomes, or actions for the coming year that resulted from reflections on prior practice.

In response to feedback and reflection, the 2026–27 plan will place greater emphasis on differentiated engagement strategies to better serve families who may not feel as connected to traditional parent involvement structures. Workshops (Action #1) will continue to be refined to better align with school and family needs, and feedback loops (post-event surveys, brief reflection prompts) will be added to evaluate impact and accessibility. These refinements aim to move beyond participation counts and more meaningfully assess the quality and inclusiveness of family engagement efforts.

**A report of the Total Estimated Actual Expenditures for last year's actions may be found in the Annual Update Table. A report of the Estimated Actual Percentages of Improved Services for last year's actions may be found in the Contributing Actions Annual Update Table.**

## Actions

Action #	Title	Description	Total Funds	Contributing
Action #1	Parent Workshops	Parent workshops will be provided to the greater BCS community at key intervals over the course of the year from internal stakeholders. Workshop content will be developed in collaboration with staff and with parent input	34,984	N
Action #2	Communication	Newsletter structure will be adjusted and the website will continue to be refined and updated. Parent survey mechanism will be reviewed and adjusted	6,000	N

Action #3	New Family Connection	In collaboration with the BBC, staff will develop activities and touchpoints with newly enrolled family members and host recurring opportunities to meet with and get feedback from current families	N/A	N
Action #4	On Site Activities	Staff will develop a cadence of on-site opportunities for parents to see their learners in action and participate in grade level opportunities to build community and connection with fellow parents	N/A	N
Action #5	Supporting All Families	Director of Community Engagement and Outreach will develop a resource list to provide for all free/reduced lunch families and provide opportunities to meet directly with families to receive feedback on supports and needs	29,530	Y

## Increased or Improved Services for Foster Youth, English Learners, and Low-Income Students for 2026-27

Total Projected LCFF Supplemental and/or Concentration Grants	Projected Additional 15 percent LCFF Concentration Grant
\$ 255,020	N/A

### Required Percentage to Increase or Improve Services for the LCAP Year

Projected Percentage to Increase or Improve Services for the Coming School Year	LCFF Carryover — Percentage	LCFF Carryover — Dollar	Total Percentage to Increase or Improve Services for the Coming School Year
2%	0%	\$0	2%

The Budgeted Expenditures for Actions identified as Contributing may be found in the Contributing Actions Table.

## Required Descriptions

### *LEA-wide and Schoolwide Actions*

For each action being provided to an entire LEA or school, provide an explanation of (1) the unique identified need(s) of the unduplicated student group(s) for whom the action is principally directed, (2) how the action is designed to address the identified need(s) and why it is being provided on an LEA or schoolwide basis, and (3) the metric(s) used to measure the effectiveness of the action in improving outcomes for the unduplicated student group(s).

Goal and Action #(s)	Identified Need(s)	How the Action(s) Address Need(s) and Why it is Provided on an LEA-wide or Schoolwide Basis	Metric(s) to Monitor Effectiveness
Goal 1, Action #6	Intervention support staff to work with EL students in small groups, particularly those who have been in the program for multiple years	While the intervention support staff will predominantly focus on supporting EL students and small groups, they are able to also support other students within the classroom.	Growth of special populations on local assessments; % of ELs scoring a 3 or 4 on the Summative ELPAC
Goal 1, Action #8	Associate Teachers are able to provide additional small group support to students who have additional academic needs	This action is provided on a schoolwide basis to have additional staff available to support with small group needs.	Growth of special populations on local assessments
Goal 2, Action #1	Professional learning for all teachers on support EL students in the classroom, particularly through integrated ELD strategies	This action is provided on a schoolwide basis as integrated ELD strategies are best practices in classrooms for supporting all learners	Growth of special populations on local assessments; % of ELs scoring a 3 or 4 on the Summative ELPAC

### ***Limited Actions***

For each action being solely provided to one or more unduplicated student group(s), provide an explanation of (1) the unique identified need(s) of the unduplicated student group(s) being served, (2) how the action is designed to address the identified need(s), and (3) how the effectiveness of the action in improving outcomes for the unduplicated student group(s) will be measured.

Goal and Action #	Identified Need(s)	How the Action(s) are Designed to Address Need(s)	Metric(s) to Monitor Effectiveness
Goal 1, Action #5	Implementation of an ELD curriculum that supports the continued growth of EL learners	This action is provided on a limited basis, specifically focusing on designated ELD support in TK-8 classrooms and additional interventionist support for EL students who have not exited the program after multiple years	% of ELs scoring a 3 or 4 on the Summative ELPAC
Goal 4, Action #5	Connection points with free/reduced price meal families in order to make sure they have the necessary supports to persist	This action is provided on a limited basis, specifically creating unique touch points with SED families in order to assess family needs and identify supports the school can provide.	% of families who persist year over year at BCS

For any limited action contributing to meeting the increased or improved services requirement that is associated with a Planned Percentage of Improved Services in the Contributing Summary Table rather than an expenditure of LCFF funds, describe the methodology that was used to determine the contribution of the action towards the proportional percentage, as applicable.

Not applicable

### ***Additional Concentration Grant Funding***

A description of the plan for how the additional concentration grant add-on funding identified above will be used to increase the number of staff providing direct services to students at schools that have a high concentration (above 55 percent) of foster youth, English learners, and low-income students, as applicable.

Not applicable

<b>Staff-to-student ratios by type of school and concentration of unduplicated students</b>	Schools with a student concentration of 55 percent or less	Schools with a student concentration of greater than 55 percent
Staff-to-student ratio of classified staff providing direct services to students	Not applicable to single school LEAs	Not applicable
Staff-to-student ratio of certificated staff providing direct services to students	Not applicable to single school LEAs	Not applicable



**2026-27 Contributing Actions Table**

1. Projected LCFF Base Grant	2. Projected LCFF Supplemental and/or Concentration Grants	3. Projected Percentage to Increase or Improve Services for the Coming School Year (2 divided by 1)	LCFF Carryover — Percentage (Percentage from Prior Year)	Total Percentage to Increase or Improve Services for the Coming School Year (3 + Carryover %)	4. Total Planned Contributing Expenditures (LCFF Funds)	5. Total Planned Percentage of Improved Services (%)	Planned Percentage to Increase or Improve Services for the Coming School Year (4 divided by 1, plus 5)	Totals by Type	Total LCFF Funds
\$ 12,805,533	\$ 255,020	1.991%	0.000%	1.991%	\$ 686,595	0.000%	5.362%	<b>Total:</b>	\$ 686,595
								<b>LEA-wide Total:</b>	\$ -
								<b>Limited Total:</b>	\$ 71,274
								<b>Schoolwide Total:</b>	\$ 615,321

Goal #	Action #	Action Title	Contributing to Increased or Improved Services?	Scope	Unduplicated Student Group(s)	Location	Planned Expenditures for Contributing Actions (LCFF Funds)	Planned Percentage of Improved Services (%)
1	5	ELD Curriculum and Teacher Training	Yes	Schoolwide	English Learners	TK-5	\$ 53,542	0.000%
1	6	Intervention Support Staff	Yes	Schoolwide	English Learners	All	\$ 261,058	0.000%
1	8	Associate Teachers	Yes	Schoolwide	All	TK-5	\$ 300,721	0.000%
2	1	Professional Learning: ELD	Yes	Limited	English Learners	All	\$ 41,744	0.000%
4	5	Supporting All Families	Yes	Limited	Foster Youth and Low-Income	All	\$ 29,530	0.000%

## 2025 Annual Update Table

Totals:	Last Year's Total Planned Expenditures (Total Funds)	Total Estimated Actual Expenditures (Total Funds)
Totals:	\$ 964,329.00	\$ 927,997.00

Last Year's Goal #	Last Year's Action #	Prior Action/Service Title	Contributed to Increased or Improved Services?	Last Year's Planned Expenditures (Total Funds)	Estimated Actual Expenditures (Input Total Funds)
1	1	Credentialed Teachers	No	\$ 48,000	\$ 60,000
1	2	Instructional Planning and Data Analysis	No	\$ 11,000	\$ 14,124
1	3	Course Offering Review	No	\$ -	\$ -
1	4	Technology	No	\$ 47,000	\$ 31,994
1	5	ELD Curriculum and Teacher Training	Yes	\$ 42,000	\$ 37,716
1	6	Intervention Support Staff	Yes	\$ 200,131	\$ 189,076
1	7	Instructional Leadership Team	No		\$ -
1	8	Associate Teachers	Yes	\$ 290,550	\$ 290,550
2	1	Professional Learning: ELD	Yes	\$ 25,881	\$ 28,724
2	2	Professional Learning: Special Education	No	\$ 20,091	\$ 26,083
2	3	Instructional Leadership Team	No	\$ -	\$ -
2	4	Online Supports	No	\$ -	\$ -
2	5	Curriculum Coaching	No	\$ 85,000	\$ 54,648
2	6	MTSS	No	\$ 46,890	\$ 46,964
3	1	School Counselor	No	\$ 47,725	\$ 47,726
3	2	No Bully Program	No	\$ 7,965	\$ 6,566
3	3	MS Advisory	No	\$ -	\$ -
3	4	Second Step	No	\$ -	\$ -
3	5	Teacher Training	No	\$ 2,500	\$ -
3	6	Goal Creation and Tracking	No	\$ -	\$ -
3	7	Cultural Programming	No	\$ 12,000	\$ 11,000
3	8	PBIS	No	\$ 19,066	\$ 19,470
4	1	Parent Workshops	No	\$ 16,000	\$ 17,070
4	2	Communication	No	\$ 13,000	\$ 16,756
4	3	New Family Connection	No	\$ -	\$ -
4	4	On Site Activities	No	\$ -	\$ -
4	5	Supporting All Families	Yes	\$ 29,530	\$ 29,530
				\$ -	\$ -

## 2025 Contributing Actions Annual Update Table

6. Estimated Actual LCFF Supplemental and/or Concentration Grants (Input Dollar Amount)	4. Total Planned Contributing Expenditures (LCFF Funds)	7. Total Estimated Actual Expenditures for Contributing Actions (LCFF Funds)	Difference Between Planned and Estimated Actual Expenditures for Contributing Actions (Subtract 7 from 4)	5. Total Planned Percentage of Improved Services (%)	8. Total Estimated Actual Percentage of Improved Services (%)	Difference Between Planned and Estimated Actual Percentage of Improved Services (Subtract 5 from 8)
\$ 265,086	\$ 588,092	\$ 575,596	\$ 12,496	0.000%	0.000%	0.000% - No Difference

Last Year's Goal #	Last Year's Action #	Prior Action/Service Title	Contributed to Increased or Improved Services?	Last Year's Planned Expenditures for Contributing Actions (LCFF Funds)	Estimated Actual Expenditures for Contributing Actions (Input LCFF Funds)	Planned Percentage of Improved Services	Estimated Actual Percentage of Improved Services (Input Percentage)
1	5	ELD Curriculum and Teacher Training	Yes	\$ 42,000	\$ 37,716.00	0.000%	0.000%
1	6	Intervention Support Staff	Yes	\$ 200,131	\$ 189,076.00	0.000%	0.000%
1	8	Associate Teachers	Yes	\$ 290,550	\$ 290,550.00	0.000%	0.000%
2	1	Professional Learning: ELD	Yes	\$ 25,881	\$ 28,724.00	0.000%	0.000%
4	5	Supporting All Families	Yes	\$ 29,530	\$ 29,530.00	0.000%	0.000%

**2025 LCFF Carryover Table**

9. Estimated Actual LCFF Base Grant (Input Dollar Amount)	6. Estimated Actual LCFF Supplemental and/or Concentration Grants	LCFF Carryover — Percentage (Percentage from Prior Year)	10. Total Percentage to Increase or Improve Services for the Current School Year (6 divided by 9 + Carryover %)	7. Total Estimated Actual Expenditures for Contributing Actions (LCFF Funds)	8. Total Estimated Actual Percentage of Improved Services (%)	11. Estimated Actual Percentage of Increased or Improved Services (7 divided by 9, plus 8)	12. LCFF Carryover — Dollar Amount (Subtract 11 from 10 and multiply by 9)	13. LCFF Carryover — Percentage (12 divided by 9)
\$ 12,304,365	\$ 265,086	0.000%	2.154%	\$ 575,596	0.000%	4.678%	\$0.00 - No Carryover	0.00% - No Carryover

# Local Control and Accountability Plan Instructions

[Plan Summary](#)

[Engaging Educational Partners](#)

[Goals and Actions](#)

[Increased or Improved Services for Foster Youth, English Learners, and Low-Income Students](#)

For additional questions or technical assistance related to the completion of the Local Control and Accountability Plan (LCAP) template, please contact the local county office of education (COE), or the California Department of Education's (CDE's) Local Agency Systems Support Office, by phone at 916-319-0809 or by email at [LCFF@cde.ca.gov](mailto:LCFF@cde.ca.gov).

## Introduction and Instructions

The Local Control Funding Formula (LCFF) requires local educational agencies (LEAs) to engage their local educational partners in an annual planning process to evaluate their progress within eight state priority areas encompassing all statutory metrics (COEs have 10 state priorities). LEAs document the results of this planning process in the LCAP using the template adopted by the State Board of Education.

The LCAP development process serves three distinct, but related functions:

- **Comprehensive Strategic Planning:** The process of developing and annually updating the LCAP supports comprehensive strategic planning, particularly to address and reduce disparities in opportunities and outcomes between student groups indicated by the California School Dashboard (California *Education Code* [EC] Section 52064[e][1]). Strategic planning that is comprehensive connects budgetary decisions to teaching and learning performance data. LEAs should continually evaluate the hard choices they make about the use of limited resources to meet student and community needs to ensure opportunities and outcomes are improved for all students.
- **Meaningful Engagement of Educational Partners:** The LCAP development process should result in an LCAP that reflects decisions made through meaningful engagement (EC Section 52064[e][1]). Local educational partners possess valuable perspectives and insights about an LEA's programs and services. Effective strategic planning will incorporate these perspectives and insights in order to identify potential goals and actions to be included in the LCAP.
- **Accountability and Compliance:** The LCAP serves an important accountability function because the nature of some LCAP template sections require LEAs to show that they have complied with various requirements specified in the LCFF statutes and regulations, most notably:
  - Demonstrating that LEAs are increasing or improving services for foster youth, English learners, including long-term English learners, and low-income students in proportion to the amount of additional funding those students generate under LCFF (EC Section 52064[b][4-6]).
  - Establishing goals, supported by actions and related expenditures, that address the statutory priority areas and statutory metrics (EC sections 52064[b][1] and [2]).

- **NOTE:** As specified in *EC* Section 62064(b)(1), the LCAP must provide a description of the annual goals, for all pupils and each subgroup of pupils identified pursuant to *EC* Section 52052, to be achieved for each of the state priorities. Beginning in 2023–24, *EC* Section 52052 identifies long-term English learners as a separate and distinct pupil subgroup with a numerical significance at 15 students.
- Annually reviewing and updating the LCAP to reflect progress toward the goals (*EC* Section 52064[b][7]).
- Ensuring that all increases attributable to supplemental and concentration grant calculations, including concentration grant add-on funding and/or LCFF carryover, are reflected in the LCAP (*EC* sections 52064[b][6], [8], and [11]).

The LCAP template, like each LEA’s final adopted LCAP, is a document, not a process. LEAs must use the template to memorialize the outcome of their LCAP development process, which must: (a) reflect comprehensive strategic planning, particularly to address and reduce disparities in opportunities and outcomes between student groups indicated by the California School Dashboard (Dashboard), (b) through meaningful engagement with educational partners that (c) meets legal requirements, as reflected in the final adopted LCAP. The sections included within the LCAP template do not and cannot reflect the full development process, just as the LCAP template itself is not intended as a tool for engaging educational partners.

If a county superintendent of schools has jurisdiction over a single school district, the county board of education and the governing board of the school district may adopt and file for review and approval a single LCAP consistent with the requirements in *EC* sections 52060, 52062, 52066, 52068, and 52070. The LCAP must clearly articulate to which entity’s budget (school district or county superintendent of schools) all budgeted and actual expenditures are aligned.

The revised LCAP template for the 2024–25, 2025–26, and 2026–27 school years reflects statutory changes made through Senate Bill 114 (Committee on Budget and Fiscal Review), Chapter 48, Statutes of 2023 and Senate Bill 153, Chapter 38, Statutes of 2024.

At its most basic, the adopted LCAP should attempt to distill not just what the LEA is doing for students in transitional kindergarten through grade twelve (TK–12), but also allow educational partners to understand why, and whether those strategies are leading to improved opportunities and outcomes for students. LEAs are strongly encouraged to use language and a level of detail in their adopted LCAPs intended to be meaningful and accessible for the LEA’s diverse educational partners and the broader public.

In developing and finalizing the LCAP for adoption, LEAs are encouraged to keep the following overarching frame at the forefront of the strategic planning and educational partner engagement functions:

Given present performance across the state priorities and on indicators in the Dashboard, how is the LEA using its budgetary resources to respond to TK–12 student and community needs, and address any performance gaps, including by meeting its obligation to increase or improve services for foster youth, English learners, and low-income students?

LEAs are encouraged to focus on a set of metrics and actions which, based on research, experience, and input gathered from educational partners, the LEA believes will have the biggest impact on behalf of its TK–12 students.

These instructions address the requirements for each section of the LCAP but may include information about effective practices when developing the LCAP and completing the LCAP document. Additionally, the beginning of each template section includes information emphasizing the purpose that section serves.

# Plan Summary

## *Purpose*

A well-developed Plan Summary section provides a meaningful context for the LCAP. This section provides information about an LEA's community as well as relevant information about student needs and performance. In order to present a meaningful context for the rest of the LCAP, the content of this section should be clearly and meaningfully related to the content included throughout each subsequent section of the LCAP.

## *Requirements and Instructions*

### **General Information**

A description of the LEA, its schools, and its students in grades transitional kindergarten–12, as applicable to the LEA. LEAs may also provide information about their strategic plan, vision, etc.

Briefly describe the LEA, its schools, and its students in grades TK–12, as applicable to the LEA.

- For example, information about an LEA in terms of geography, enrollment, employment, the number and size of specific schools, recent community challenges, and other such information the LEA may wish to include can enable a reader to more fully understand the LEA's LCAP.
- LEAs may also provide information about their strategic plan, vision, etc.
- As part of this response, identify all schools within the LEA receiving Equity Multiplier funding.

### **Reflections: Annual Performance**

A reflection on annual performance based on a review of the California School Dashboard (Dashboard) and local data.

Reflect on the LEA's annual performance on the Dashboard and local data. This may include both successes and challenges identified by the LEA during the development process.

LEAs are encouraged to highlight how they are addressing the identified needs of student groups, and/or schools within the LCAP as part of this response.

As part of this response, the LEA must identify the following, which will remain unchanged during the three-year LCAP cycle:

- Any school within the LEA that received the lowest performance level on one or more state indicators on the 2023 Dashboard;
- Any student group within the LEA that received the lowest performance level on one or more state indicators on the 2023 Dashboard; and/or
- Any student group within a school within the LEA that received the lowest performance level on one or more state indicators on the 2023 Dashboard.

*EC* Section 52064.4 requires that an LEA that has unexpended Learning Recovery Emergency Block Grant (LREBG) funds must include one or more actions funded with LREBG funds within the 2025-26, 2026-27 and 2027-28 LCAPs, as applicable to the LEA. To implement the requirements of *EC* Section 52064.4, all LEAs must do the following:

- For the 2025–26, 2026–27, and 2027–28 LCAP years, identify whether or not the LEA has unexpended LREBG funds for the applicable LCAP year.
  - If the LEA has unexpended LREBG funds the LEA must provide the following:
    - The goal and action number for each action that will be funded, either in whole or in part, with LREBG funds; and
    - An explanation of the rationale for selecting each action funded with LREBG funds. This explanation must include:
      - An explanation of how the action is aligned with the allowable uses of funds identified in [EC Section 32526\(c\)\(2\)](#); and
      - An explanation of how the action is expected to address the area(s) of need of students and schools identified in the needs assessment required by [EC Section 32526\(d\)](#).
        - For information related to the allowable uses of funds and the required needs assessment, please see the Program Information tab on the [LREBG Program Information](#) web page.
      - Actions may be grouped together for purposes of these explanations.
      - The LEA may provide these explanations as part of the action description rather than as part of the Reflections: Annual Performance.
  - If the LEA does not have unexpended LREBG funds, the LEA is not required to conduct the needs assessment required by *EC* Section 32526(d), to provide the information identified above or to include actions funded with LREBG funds within the 2025-26, 2026-27 and 2027-28 LCAPs.

## Reflections: Technical Assistance

As applicable, a summary of the work underway as part of technical assistance.

Annually identify the reason(s) the LEA is eligible for or has requested technical assistance consistent with *EC* sections 47607.3, 52071, 52071.5, 52072, or 52072.5, and provide a summary of the work underway as part of receiving technical assistance. The most common form of this technical assistance is frequently referred to as Differentiated Assistance, however this also includes LEAs that have requested technical assistance from their COE.

- If the LEA is not eligible for or receiving technical assistance, the LEA may respond to this prompt as “Not Applicable.”

## Comprehensive Support and Improvement

An LEA with a school or schools identified for comprehensive support and improvement (CSI) under the Every Student Succeeds Act must respond to the following prompts:

### Schools Identified

A list of the schools in the LEA that are eligible for comprehensive support and improvement.

- Identify the schools within the LEA that have been identified for CSI.

### **Support for Identified Schools**

A description of how the LEA has or will support its eligible schools in developing comprehensive support and improvement plans.

- Describe how the LEA has or will support the identified schools in developing CSI plans that included a school-level needs assessment, evidence-based interventions, and the identification of any resource inequities to be addressed through the implementation of the CSI plan.

### **Monitoring and Evaluating Effectiveness**

A description of how the LEA will monitor and evaluate the plan to support student and school improvement.

- Describe how the LEA will monitor and evaluate the implementation and effectiveness of the CSI plan to support student and school improvement.

## **Engaging Educational Partners**

### ***Purpose***

Significant and purposeful engagement of parents, students, educators, and other educational partners, including those representing the student groups identified by LCFF, is critical to the development of the LCAP and the budget process. Consistent with statute, such engagement should support comprehensive strategic planning, particularly to address and reduce disparities in opportunities and outcomes between student groups indicated by the Dashboard, accountability, and improvement across the state priorities and locally identified priorities (*EC* Section 52064[e][1]). Engagement of educational partners is an ongoing, annual process.

This section is designed to reflect how the engagement of educational partners influenced the decisions reflected in the adopted LCAP. The goal is to allow educational partners that participated in the LCAP development process and the broader public to understand how the LEA engaged educational partners and the impact of that engagement. LEAs are encouraged to keep this goal in the forefront when completing this section.

### ***Requirements***

**School districts and COEs:** [EC Section 52060\(g\)](#) and [EC Section 52066\(g\)](#) specify the educational partners that must be consulted when developing the LCAP:

- Teachers,
- Principals,
- Administrators,
- Other school personnel,
- Local bargaining units of the LEA,
- Parents, and
- Students

A school district or COE receiving Equity Multiplier funds must also consult with educational partners at schools generating Equity Multiplier funds in the development of the LCAP, specifically, in the development of the required focus goal for each applicable school.

Before adopting the LCAP, school districts and COEs must share it with the applicable committees, as identified below under Requirements and Instructions. The superintendent is required by statute to respond in writing to the comments received from these committees. School districts and COEs must also consult with the special education local plan area administrator(s) when developing the LCAP.

**Charter schools:** [EC Section 47606.5\(d\)](#) requires that the following educational partners be consulted with when developing the LCAP:

- Teachers,
- Principals,
- Administrators,
- Other school personnel,
- Parents, and
- Students

A charter school receiving Equity Multiplier funds must also consult with educational partners at the school generating Equity Multiplier funds in the development of the LCAP, specifically, in the development of the required focus goal for the school.

The LCAP should also be shared with, and LEAs should request input from, schoolsite-level advisory groups, as applicable (e.g., schoolsite councils, English Learner Advisory Councils, student advisory groups, etc.), to facilitate alignment between schoolsite and district-level goals. Information and resources that support effective engagement, define student consultation, and provide the requirements for advisory group composition, can be found under Resources on the [CDE's LCAP webpage](#).

Before the governing board/body of an LEA considers the adoption of the LCAP, the LEA must meet the following legal requirements:

- For school districts, see [Education Code Section 52062](#);
  - **Note:** Charter schools using the LCAP as the School Plan for Student Achievement must meet the requirements of *EC* Section 52062(a).
- For COEs, see [Education Code Section 52068](#); and
- For charter schools, see [Education Code Section 47606.5](#).
- **NOTE:** As a reminder, the superintendent of a school district or COE must respond, in writing, to comments received by the applicable committees identified in the *Education Code* sections listed above. This includes the parent advisory committee and may include the English learner parent advisory committee and, as of July 1, 2024, the student advisory committee, as applicable.

## ***Instructions***

Respond to the prompts as follows:

A summary of the process used to engage educational partners in the development of the LCAP.

School districts and county offices of education must, at a minimum, consult with teachers, principals, administrators, other school personnel, local bargaining units, parents, and students in the development of the LCAP.

Charter schools must, at a minimum, consult with teachers, principals, administrators, other school personnel, parents, and students in the development of the LCAP.

An LEA receiving Equity Multiplier funds must also consult with educational partners at schools generating Equity Multiplier funds in the development of the LCAP, specifically, in the development of the required focus goal for each applicable school.

Complete the table as follows:

### Educational Partners

Identify the applicable educational partner(s) or group(s) that were engaged in the development of the LCAP.

### Process for Engagement

Describe the engagement process used by the LEA to involve the identified educational partner(s) in the development of the LCAP. At a minimum, the LEA must describe how it met its obligation to consult with all statutorily required educational partners, as applicable to the type of LEA.

- A sufficient response to this prompt must include general information about the timeline of the process and meetings or other engagement strategies with educational partners. A response may also include information about an LEA's philosophical approach to engaging its educational partners.
- An LEA receiving Equity Multiplier funds must also include a summary of how it consulted with educational partners at schools generating Equity Multiplier funds in the development of the LCAP, specifically, in the development of the required focus goal for each applicable school.

A description of how the adopted LCAP was influenced by the feedback provided by educational partners.

Describe any goals, metrics, actions, or budgeted expenditures in the LCAP that were influenced by or developed in response to the educational partner feedback.

- A sufficient response to this prompt will provide educational partners and the public with clear, specific information about how the engagement process influenced the development of the LCAP. This may include a description of how the LEA prioritized requests of educational partners within the context of the budgetary resources available or otherwise prioritized areas of focus within the LCAP.
- An LEA receiving Equity Multiplier funds must include a description of how the consultation with educational partners at schools generating Equity Multiplier funds influenced the development of the adopted LCAP.
- For the purposes of this prompt, this may also include, but is not necessarily limited to:
  - Inclusion of a goal or decision to pursue a Focus Goal (as described below)
  - Inclusion of metrics other than the statutorily required metrics

- Determination of the target outcome on one or more metrics
- Inclusion of performance by one or more student groups in the Measuring and Reporting Results subsection
- Inclusion of action(s) or a group of actions
- Elimination of action(s) or group of actions
- Changes to the level of proposed expenditures for one or more actions
- Inclusion of action(s) as contributing to increased or improved services for unduplicated students
- Analysis of effectiveness of the specific actions to achieve the goal
- Analysis of material differences in expenditures
- Analysis of changes made to a goal for the ensuing LCAP year based on the annual update process
- Analysis of challenges or successes in the implementation of actions

## Goals and Actions

### *Purpose*

Well-developed goals will clearly communicate to educational partners what the LEA plans to accomplish, what the LEA plans to do in order to accomplish the goal, and how the LEA will know when it has accomplished the goal. A goal statement, associated metrics and expected outcomes, and the actions included in the goal must be in alignment. The explanation for why the LEA included a goal is an opportunity for LEAs to clearly communicate to educational partners and the public why, among the various strengths and areas for improvement highlighted by performance data and strategies and actions that could be pursued, the LEA decided to pursue this goal, and the related metrics, expected outcomes, actions, and expenditures.

A well-developed goal can be focused on the performance relative to a metric or metrics for all students, a specific student group(s), narrowing performance gaps, or implementing programs or strategies expected to impact outcomes. LEAs should assess the performance of their student groups when developing goals and the related actions to achieve such goals.

### *Requirements and Instructions*

LEAs should prioritize the goals, specific actions, and related expenditures included within the LCAP within one or more state priorities. LEAs must consider performance on the state and local indicators, including their locally collected and reported data for the local indicators that are included in the Dashboard, in determining whether and how to prioritize its goals within the LCAP. As previously stated, strategic planning that is comprehensive connects budgetary decisions to teaching and learning performance data. LEAs should continually evaluate the hard choices they make about the use of limited resources to meet student and community needs to ensure opportunities and outcomes are improved for all students, and to address and reduce disparities in opportunities and outcomes between student groups indicated by the Dashboard.

In order to support prioritization of goals, the LCAP template provides LEAs with the option of developing three different kinds of goals:

- **Focus Goal:** A Focus Goal is relatively more concentrated in scope and may focus on a fewer number of metrics to measure improvement. A Focus Goal statement will be time bound and make clear how the goal is to be measured.
  - All Equity Multiplier goals must be developed as focus goals. For additional information, see Required Focus Goal(s) for LEAs Receiving Equity Multiplier Funding below.
- **Broad Goal:** A Broad Goal is relatively less concentrated in its scope and may focus on improving performance across a wide range of metrics.

- Maintenance of Progress Goal: A Maintenance of Progress Goal includes actions that may be ongoing without significant changes and allows an LEA to track performance on any metrics not addressed in the other goals of the LCAP.

### Requirement to Address the LCFF State Priorities

At a minimum, the LCAP must address all LCFF priorities and associated metrics articulated in *EC* sections 52060(d) and 52066(d), as applicable to the LEA. The [LCFF State Priorities Summary](#) provides a summary of *EC* sections 52060(d) and 52066(d) to aid in the development of the LCAP.

Respond to the following prompts, as applicable:

### Focus Goal(s)

#### Description

The description provided for a Focus Goal must be specific, measurable, and time bound.

- An LEA develops a Focus Goal to address areas of need that may require or benefit from a more specific and data intensive approach.
- The Focus Goal can explicitly reference the metric(s) by which achievement of the goal will be measured and the time frame according to which the LEA expects to achieve the goal.

#### Type of Goal

Identify the type of goal being implemented as a Focus Goal.

#### State Priorities addressed by this goal.

Identify each of the state priorities that this goal is intended to address.

#### An explanation of why the LEA has developed this goal.

Explain why the LEA has chosen to prioritize this goal.

- An explanation must be based on Dashboard data or other locally collected data.
- LEAs must describe how the LEA identified this goal for focused attention, including relevant consultation with educational partners.
- LEAs are encouraged to promote transparency and understanding around the decision to pursue a focus goal.

### Required Focus Goal(s) for LEAs Receiving Equity Multiplier Funding

#### Description

LEAs receiving Equity Multiplier funding must include one or more focus goals for each school generating Equity Multiplier funding. In addition to addressing the focus goal requirements described above, LEAs must adhere to the following requirements.

Focus goals for Equity Multiplier schoolsites must address the following:

- (A) All student groups that have the lowest performance level on one or more state indicators on the Dashboard, and
  - (B) Any underlying issues in the credentialing, subject matter preparation, and retention of the school’s educators, if applicable.
- Focus Goals for each and every Equity Multiplier schoolsite must identify specific metrics for each identified student group, as applicable.
  - An LEA may create a single goal for multiple Equity Multiplier schoolsites if those schoolsites have the same student group(s) performing at the lowest performance level on one or more state indicators on the Dashboard or, experience similar issues in the credentialing, subject matter preparation, and retention of the school’s educators.
    - When creating a single goal for multiple Equity Multiplier schoolsites, the goal must identify the student groups and the performance levels on the Dashboard that the Focus Goal is addressing; or,
    - The common issues the schoolsites are experiencing in credentialing, subject matter preparation, and retention of the school’s educators, if applicable.

#### Type of Goal

Identify the type of goal being implemented as an Equity Multiplier Focus Goal.

#### State Priorities addressed by this goal.

Identify each of the state priorities that this goal is intended to address.

#### An explanation of why the LEA has developed this goal.

Explain why the LEA has chosen to prioritize this goal.

- An explanation must be based on Dashboard data or other locally collected data.
- LEAs must describe how the LEA identified this goal for focused attention, including relevant consultation with educational partners.
- LEAs are encouraged to promote transparency and understanding around the decision to pursue a focus goal.
- In addition to this information, the LEA must also identify:
  - The school or schools to which the goal applies

LEAs are encouraged to approach an Equity Multiplier goal from a wholistic standpoint, considering how the goal might maximize student outcomes through the use of LCFF and other funding in addition to Equity Multiplier funds.

- Equity Multiplier funds must be used to supplement, not supplant, funding provided to Equity Multiplier schoolsites for purposes of the LCFF, the Expanded Learning Opportunities Program (ELO-P), the Literacy Coaches and Reading Specialists (LCRS) Grant Program, and/or the California Community Schools Partnership Program (CCSPP).
- This means that Equity Multiplier funds must not be used to replace funding that an Equity Multiplier schoolsite would otherwise receive to implement LEA-wide actions identified in the LCAP or that an Equity Multiplier schoolsite would otherwise receive to implement provisions of the ELO-P, the LCRS, and/or the CCSPP.

**Note:** [EC Section 42238.024\(b\)\(1\)](#) requires that Equity Multiplier funds be used for the provision of evidence-based services and supports for students. Evidence-based services and supports are based on objective evidence that has informed the design of the service or support and/or guides the modification of those services and supports. Evidence-based supports and strategies are most commonly based on educational research and/or metrics of LEA, school, and/or student performance.

**Broad Goal**

Description

Describe what the LEA plans to achieve through the actions included in the goal.

- The description of a broad goal will be clearly aligned with the expected measurable outcomes included for the goal.
- The goal description organizes the actions and expected outcomes in a cohesive and consistent manner.
- A goal description is specific enough to be measurable in either quantitative or qualitative terms. A broad goal is not as specific as a focus goal. While it is specific enough to be measurable, there are many different metrics for measuring progress toward the goal.

Type of Goal

Identify the type of goal being implemented as a Broad Goal.

State Priorities addressed by this goal.

Identify each of the state priorities that this goal is intended to address.

An explanation of why the LEA has developed this goal.

Explain why the LEA developed this goal and how the actions and metrics grouped together will help achieve the goal.

## Maintenance of Progress Goal

### Description

Describe how the LEA intends to maintain the progress made in the LCFF State Priorities not addressed by the other goals in the LCAP.

- Use this type of goal to address the state priorities and applicable metrics not addressed within the other goals in the LCAP.
- The state priorities and metrics to be addressed in this section are those for which the LEA, in consultation with educational partners, has determined to maintain actions and monitor progress while focusing implementation efforts on the actions covered by other goals in the LCAP.

### Type of Goal

Identify the type of goal being implemented as a Maintenance of Progress Goal.

State Priorities addressed by this goal.

Identify each of the state priorities that this goal is intended to address.

An explanation of why the LEA has developed this goal.

Explain how the actions will sustain the progress exemplified by the related metrics.

## Measuring and Reporting Results:

For each LCAP year, identify the metric(s) that the LEA will use to track progress toward the expected outcomes.

- LEAs must identify metrics for specific student groups, as appropriate, including expected outcomes that address and reduce disparities in outcomes between student groups.
- The metrics may be quantitative or qualitative; but at minimum, an LEA's LCAP must include goals that are measured using all of the applicable metrics for the related state priorities, in each LCAP year, as applicable to the type of LEA.
- To the extent a state priority does not specify one or more metrics (e.g., implementation of state academic content and performance standards), the LEA must identify a metric to use within the LCAP. For these state priorities, LEAs are encouraged to use metrics based on or reported through the relevant local indicator self-reflection tools within the Dashboard.
- **Required metrics for LEA-wide actions:** For each action identified as 1) contributing towards the requirement to increase or improve services for foster youth, English learners, including long-term English learners, and low-income students and 2) being provided on an LEA-wide basis, the LEA must identify one or more metrics to monitor the effectiveness of the action and its budgeted expenditures.

- o These required metrics may be identified within the action description or the first prompt in the increased or improved services section, however the description must clearly identify the metric(s) being used to monitor the effectiveness of the action and the action(s) that the metric(s) apply to.
- **Required metrics for Equity Multiplier goals:** For each Equity Multiplier goal, the LEA must identify:
  - o The specific metrics for each identified student group at each specific schoolsite, as applicable, to measure the progress toward the goal, and/or
  - o The specific metrics used to measure progress in meeting the goal related to credentialing, subject matter preparation, or educator retention at each specific schoolsite.
- **Required metrics for actions supported by LREBG funds:** To implement the requirements of *EC* Section 52064.4, LEAs with unexpended LREBG funds must include at least one metric to monitor the impact of each action funded with LREBG funds included in the goal.
  - o The metrics being used to monitor the impact of each action funded with LREBG funds are not required to be new metrics; they may be metrics that are already being used to measure progress towards goals and actions included in the LCAP.

Complete the table as follows:

Metric #

- Enter the metric number.

Metric

- Identify the standard of measure being used to determine progress towards the goal and/or to measure the effectiveness of one or more actions associated with the goal.

Baseline

- Enter the baseline when completing the LCAP for 2024–25.
  - o Use the most recent data associated with the metric available at the time of adoption of the LCAP for the first year of the three-year plan. LEAs may use data as reported on the 2023 Dashboard for the baseline of a metric only if that data represents the most recent available data (e.g., high school graduation rate).
  - o Using the most recent data available may involve reviewing data the LEA is preparing for submission to the California Longitudinal Pupil Achievement Data System (CALPADS) or data that the LEA has recently submitted to CALPADS.
  - o Indicate the school year to which the baseline data applies.
  - o The baseline data must remain unchanged throughout the three-year LCAP.

- This requirement is not intended to prevent LEAs from revising the baseline data if it is necessary to do so. For example, if an LEA identifies that its data collection practices for a particular metric are leading to inaccurate data and revises its practice to obtain accurate data, it would also be appropriate for the LEA to revise the baseline data to align with the more accurate data process and report its results using the accurate data.
  - If an LEA chooses to revise its baseline data, then, at a minimum, it must clearly identify the change as part of its response to the description of changes prompt in the Goal Analysis for the goal. LEAs are also strongly encouraged to involve their educational partners in the decision of whether or not to revise a baseline and to communicate the proposed change to their educational partners.
- o Note for Charter Schools: Charter schools developing a one- or two-year LCAP may identify a new baseline each year, as applicable.

#### Year 1 Outcome

- When completing the LCAP for 2025–26, enter the most recent data available. Indicate the school year to which the data applies.
  - o Note for Charter Schools: Charter schools developing a one-year LCAP may provide the Year 1 Outcome when completing the LCAP for both 2025–26 and 2026–27 or may provide the Year 1 Outcome for 2025–26 and provide the Year 2 Outcome for 2026–27.

#### Year 2 Outcome

- When completing the LCAP for 2026–27, enter the most recent data available. Indicate the school year to which the data applies.
  - o Note for Charter Schools: Charter schools developing a one-year LCAP may identify the Year 2 Outcome as not applicable when completing the LCAP for 2026–27 or may provide the Year 2 Outcome for 2026–27.

#### Target for Year 3 Outcome

- When completing the first year of the LCAP, enter the target outcome for the relevant metric the LEA expects to achieve by the end of the three-year LCAP cycle.
  - o Note for Charter Schools: Charter schools developing a one- or two-year LCAP may identify a Target for Year 1 or Target for Year 2, as applicable.

#### Current Difference from Baseline

- When completing the LCAP for 2025–26 and 2026–27, enter the current difference between the baseline and the yearly outcome, as applicable.
  - o Note for Charter Schools: Charter schools developing a one- or two-year LCAP will identify the current difference between the baseline and the yearly outcome for Year 1 and/or the current difference between the baseline and the yearly outcome for Year 2, as applicable.

Timeline for school districts and COEs for completing the “**Measuring and Reporting Results**” part of the Goal.

Metric	Baseline	Year 1 Outcome	Year 2 Outcome	Target for Year 3 Outcome	Current Difference from Baseline
Enter information in this box when completing the LCAP for <b>2024–25</b> or when adding a new metric.	Enter information in this box when completing the LCAP for <b>2024–25</b> or when adding a new metric.	Enter information in this box when completing the LCAP for <b>2025–26</b> . Leave blank until then.	Enter information in this box when completing the LCAP for <b>2026–27</b> . Leave blank until then.	Enter information in this box when completing the LCAP for <b>2024–25</b> or when adding a new metric.	Enter information in this box when completing the LCAP for <b>2025–26</b> and <b>2026–27</b> . Leave blank until then.

**Goal Analysis:**

Enter the LCAP Year.

Using actual annual measurable outcome data, including data from the Dashboard, analyze whether the planned actions were effective towards achieving the goal. “Effective” means the degree to which the planned actions were successful in producing the target result. Respond to the prompts as instructed.

**Note:** When completing the 2024–25 LCAP, use the 2023–24 Local Control and Accountability Plan Annual Update template to complete the Goal Analysis and identify the Goal Analysis prompts in the 2024–25 LCAP as “Not Applicable.”

A description of overall implementation, including any substantive differences in planned actions and actual implementation of these actions, and any relevant challenges and successes experienced with implementation.

- Describe the overall implementation of the actions to achieve the articulated goal, including relevant challenges and successes experienced with implementation.
  - Include a discussion of relevant challenges and successes experienced with the implementation process.
  - This discussion must include any instance where the LEA did not implement a planned action or implemented a planned action in a manner that differs substantively from how it was described in the adopted LCAP.

An explanation of material differences between Budgeted Expenditures and Estimated Actual Expenditures and/or Planned Percentages of Improved Services and Estimated Actual Percentages of Improved Services.

- Explain material differences between Budgeted Expenditures and Estimated Actual Expenditures and between the Planned Percentages of Improved Services and Estimated Actual Percentages of Improved Services, as applicable. Minor variances in expenditures or percentages do not need to be addressed, and a dollar-for-dollar accounting is not required.

A description of the effectiveness or ineffectiveness of the specific actions to date in making progress toward the goal.

- Describe the effectiveness or ineffectiveness of the specific actions to date in making progress toward the goal. “Effectiveness” means the degree to which the actions were successful in producing the target result and “ineffectiveness” means that the actions did not produce any significant or targeted result.
  - In some cases, not all actions in a goal will be intended to improve performance on all of the metrics associated with the goal.
  - When responding to this prompt, LEAs may assess the effectiveness of a single action or group of actions within the goal in the context of performance on a single metric or group of specific metrics within the goal that are applicable to the action(s). Grouping actions with metrics will allow for more robust analysis of whether the strategy the LEA is using to impact a specified set of metrics is working and increase transparency for educational partners. LEAs are encouraged to use such an approach when goals include multiple actions and metrics that are not closely associated.
  - Beginning with the development of the 2024–25 LCAP, the LEA must change actions that have not proven effective over a three-year period.

A description of any changes made to the planned goal, metrics, target outcomes, or actions for the coming year that resulted from reflections on prior practice.

- Describe any changes made to this goal, expected outcomes, metrics, or actions to achieve this goal as a result of this analysis and analysis of the data provided in the Dashboard or other local data, as applicable.
  - As noted above, beginning with the development of the 2024–25 LCAP, the LEA must change actions that have not proven effective over a three-year period. For actions that have been identified as ineffective, the LEA must identify the ineffective action and must include a description of the following:
    - The reasons for the ineffectiveness, and
    - How changes to the action will result in a new or strengthened approach.

**Actions:**

Complete the table as follows. Add additional rows as necessary.

Action #

- Enter the action number.

Title

- Provide a short title for the action. This title will also appear in the action tables.

## Description

- Provide a brief description of the action.
  - For actions that contribute to meeting the increased or improved services requirement, the LEA may include an explanation of how each action is principally directed towards and effective in meeting the LEA's goals for unduplicated students, as described in the instructions for the Increased or Improved Services for Foster Youth, English Learners, and Low-Income Students section.
  - As previously noted, for each action identified as 1) contributing towards the requirement to increase or improve services for foster youth, English learners, including long-term English learners, and low-income students and 2) being provided on an LEA-wide basis, the LEA must identify one or more metrics to monitor the effectiveness of the action and its budgeted expenditures.
  - These required metrics may be identified within the action description or the first prompt in the increased or improved services section; however, the description must clearly identify the metric(s) being used to monitor the effectiveness of the action and the action(s) that the metric(s) apply to.

## Total Funds

- Enter the total amount of expenditures associated with this action. Budgeted expenditures from specific fund sources will be provided in the action tables.

## Contributing

- Indicate whether the action contributes to meeting the increased or improved services requirement as described in the Increased or Improved Services section using a “Y” for Yes or an “N” for No.
  - **Note:** for each such contributing action, the LEA will need to provide additional information in the Increased or Improved Services section to address the requirements in *California Code of Regulations*, Title 5 [5 CCR] Section 15496 in the Increased or Improved Services section of the LCAP.

**Actions for Foster Youth:** School districts, COEs, and charter schools that have a numerically significant foster youth student subgroup are encouraged to include specific actions in the LCAP designed to meet needs specific to foster youth students.

## Required Actions

### For English Learners and Long-Term English Learners

- LEAs with 30 or more English learners and/or 15 or more long-term English learners must include specific actions in the LCAP related to, at a minimum:
  - Language acquisition programs, as defined in *EC* Section 306, provided to students, and
  - Professional development for teachers.

- o If an LEA has both 30 or more English learners and 15 or more long-term English learners, the LEA must include actions for both English learners and long-term English learners.

### **For Technical Assistance**

- LEAs eligible for technical assistance pursuant to *EC* sections 47607.3, 52071, 52071.5, 52072, or 52072.5, must include specific actions within the LCAP related to its implementation of the work underway as part of technical assistance. The most common form of this technical assistance is frequently referred to as Differentiated Assistance.

### **For Lowest Performing Dashboard Indicators**

- LEAs that have Red Dashboard indicators for (1) a school within the LEA, (2) a student group within the LEA, and/or (3) a student group within any school within the LEA must include one or more specific actions within the LCAP:
  - o The specific action(s) must be directed towards the identified student group(s) and/or school(s) and must address the identified state indicator(s) for which the student group or school received the lowest performance level on the 2023 Dashboard. Each student group and/or school that receives the lowest performance level on the 2023 Dashboard must be addressed by one or more actions.
  - o These required actions will be effective for the three-year LCAP cycle.

### **For LEAs With Unexpended LREBG Funds**

- To implement the requirements of *EC* Section 52064.4, LEAs with unexpended LREBG funds must include one or more actions supported with LREBG funds within the 2025–26, 2026–27, and 2027–28 LCAPs, as applicable to the LEA. Actions funded with LREBG funds must remain in the LCAP until the LEA has expended the remainder of its LREBG funds, after which time the actions may be removed from the LCAP.
  - o Prior to identifying the actions included in the LCAP the LEA is required to conduct a needs assessment pursuant to [EC Section 32526\(d\)](#). For information related to the required needs assessment please see the Program Information tab on the [LREBG Program Information](#) web page. Additional information about the needs assessment and evidence-based resources for the LREBG may be found on the [California Statewide System of Support LREBG Resources](#) web page. The required LREBG needs assessment may be part of the LEAs regular needs assessment for the LCAP if it meets the requirements of *EC* Section 32526(d).
  - o School districts receiving technical assistance and COEs providing technical assistance are encouraged to use the technical assistance process to support the school district in conducting the required needs assessment, the selection of actions funded by the LREBG and/or the evaluation of implementation of the actions required as part of the LCAP annual update process.
  - o As a reminder, LREBG funds must be used to implement one or more of the purposes articulated in [EC Section 32526\(c\)\(2\)](#).
  - o LEAs with unexpended LREBG funds must include one or more actions supported by LREBG funds within the LCAP. For each action supported by LREBG funding the action description must:
    - Identify the action as an LREBG action;

- Include an explanation of how research supports the selected action;
- Identify the metric(s) being used to monitor the impact of the action; and
- Identify the amount of LREBG funds being used to support the action.

## **Increased or Improved Services for Foster Youth, English Learners, and Low-Income Students**

### ***Purpose***

A well-written Increased or Improved Services section provides educational partners with a comprehensive description, within a single dedicated section, of how an LEA plans to increase or improve services for its unduplicated students as defined in *EC* Section 42238.02 in grades TK–12 as compared to all students in grades TK–12, as applicable, and how LEA-wide or schoolwide actions identified for this purpose meet regulatory requirements. Descriptions provided should include sufficient detail yet be sufficiently succinct to promote a broader understanding of educational partners to facilitate their ability to provide input. An LEA’s description in this section must align with the actions included in the Goals and Actions section as contributing.

Please Note: For the purpose of meeting the Increased or Improved Services requirement and consistent with *EC* Section 42238.02, long-term English learners are included in the English learner student group.

### **Statutory Requirements**

An LEA is required to demonstrate in its LCAP how it is increasing or improving services for its students who are foster youth, English learners, and/or low-income, collectively referred to as unduplicated students, as compared to the services provided to all students in proportion to the increase in funding it receives based on the number and concentration of unduplicated students in the LEA (*EC* Section 42238.07[a][1], *EC* Section 52064[b][8][B]; 5 *CCR* Section 15496[a]). This proportionality percentage is also known as the “minimum proportionality percentage” or “MPP.” The manner in which an LEA demonstrates it is meeting its MPP is two-fold: (1) through the expenditure of LCFF funds or through the identification of a Planned Percentage of Improved Services as documented in the Contributing Actions Table, and (2) through the explanations provided in the Increased or Improved Services for Foster Youth, English Learners, and Low-Income Students section.

To improve services means to grow services in quality and to increase services means to grow services in quantity. Services are increased or improved by those actions in the LCAP that are identified in the Goals and Actions section as contributing to the increased or improved services requirement, whether they are provided across the entire LEA (LEA-wide action), provided to an entire school (Schoolwide action), or solely provided to one or more unduplicated student group(s) (Limited action).

Therefore, for *any* action contributing to meet the increased or improved services requirement, the LEA must include an explanation of:

- How the action is increasing or improving services for the unduplicated student group(s) (Identified Needs and Action Design), and
- How the action meets the LEA's goals for its unduplicated pupils in the state and any local priority areas (Measurement of Effectiveness).

### **LEA-wide and Schoolwide Actions**

In addition to the above required explanations, LEAs must provide a justification for why an LEA-wide or Schoolwide action is being provided to all students and how the action is intended to improve outcomes for unduplicated student group(s) as compared to all students.

- Conclusory statements that a service will help achieve an expected outcome for the goal, without an explicit connection or further explanation as to how, are not sufficient.
- Further, simply stating that an LEA has a high enrollment percentage of a specific student group or groups does not meet the increased or improved services standard because enrolling students is not the same as serving students.

### **For School Districts Only**

Actions provided on an **LEA-wide** basis at **school districts with an unduplicated pupil percentage of less than 55 percent** must also include a description of how the actions are the most effective use of the funds to meet the district's goals for its unduplicated pupils in the state and any local priority areas. The description must provide the basis for this determination, including any alternatives considered, supporting research, experience, or educational theory.

Actions provided on a **Schoolwide** basis for **schools with less than 40 percent enrollment of unduplicated pupils** must also include a description of how these actions are the most effective use of the funds to meet the district's goals for its unduplicated pupils in the state and any local priority areas. The description must provide the basis for this determination, including any alternatives considered, supporting research, experience, or educational theory.

### ***Requirements and Instructions***

Complete the tables as follows:

#### Total Projected LCFF Supplemental and/or Concentration Grants

- Specify the amount of LCFF supplemental and concentration grant funds the LEA estimates it will receive in the coming year based on the number and concentration of foster youth, English learner, and low-income students. This amount includes the Additional 15 percent LCFF Concentration Grant.

#### Projected Additional 15 percent LCFF Concentration Grant

- Specify the amount of additional LCFF concentration grant add-on funding, as described in *EC* Section 42238.02, that the LEA estimates it will receive in the coming year.

#### Projected Percentage to Increase or Improve Services for the Coming School Year

- Specify the estimated percentage by which services for unduplicated pupils must be increased or improved as compared to the services provided to all students in the LCAP year as calculated pursuant to 5 *CCR* Section 15496(a)(7).

#### LCFF Carryover — Percentage

- Specify the LCFF Carryover — Percentage identified in the LCFF Carryover Table. If a carryover percentage is not identified in the LCFF Carryover Table, specify a percentage of zero (0.00%).

#### LCFF Carryover — Dollar

- Specify the LCFF Carryover — Dollar amount identified in the LCFF Carryover Table. If a carryover amount is not identified in the LCFF Carryover Table, specify an amount of zero (\$0).

#### Total Percentage to Increase or Improve Services for the Coming School Year

- Add the Projected Percentage to Increase or Improve Services for the Coming School Year and the Proportional LCFF Required Carryover Percentage and specify the percentage. This is the LEA's percentage by which services for unduplicated pupils must be increased or improved as compared to the services provided to all students in the LCAP year, as calculated pursuant to 5 CCR Section 15496(a)(7).

#### *Required Descriptions:*

#### **LEA-wide and Schoolwide Actions**

For each action being provided to an entire LEA or school, provide an explanation of (1) the unique identified need(s) of the unduplicated student group(s) for whom the action is principally directed, (2) how the action is designed to address the identified need(s) and why it is being provided on an LEA or schoolwide basis, and (3) the metric(s) used to measure the effectiveness of the action in improving outcomes for the unduplicated student group(s).

If the LEA has provided this required description in the Action Descriptions, state as such within the table.

Complete the table as follows:

#### **Identified Need(s)**

Provide an explanation of the unique identified need(s) of the LEA's unduplicated student group(s) for whom the action is principally directed.

An LEA demonstrates how an action is principally directed towards an unduplicated student group(s) when the LEA explains the need(s), condition(s), or circumstance(s) of the unduplicated student group(s) identified through a needs assessment and how the action addresses them. A meaningful needs assessment includes, at a minimum, analysis of applicable student achievement data and educational partner feedback.

#### **How the Action(s) are Designed to Address Need(s) and Why it is Provided on an LEA-wide or Schoolwide Basis**

Provide an explanation of how the action as designed will address the unique identified need(s) of the LEA's unduplicated student group(s) for whom the action is principally directed and the rationale for why the action is being provided on an LEA-wide or schoolwide basis.

- As stated above, conclusory statements that a service will help achieve an expected outcome for the goal, without an explicit connection or further explanation as to how, are not sufficient.
- Further, simply stating that an LEA has a high enrollment percentage of a specific student group or groups does not meet the increased or improved services standard because enrolling students is not the same as serving students.

#### **Metric(s) to Monitor Effectiveness**

Identify the metric(s) being used to measure the progress and effectiveness of the action(s).

**Note for COEs and Charter Schools:** In the case of COEs and charter schools, schoolwide and LEA-wide are considered to be synonymous.

### **Limited Actions**

For each action being solely provided to one or more unduplicated student group(s), provide an explanation of (1) the unique identified need(s) of the unduplicated student group(s) being served, (2) how the action is designed to address the identified need(s), and (3) how the effectiveness of the action in improving outcomes for the unduplicated student group(s) will be measured.

If the LEA has provided the required descriptions in the Action Descriptions, state as such.

Complete the table as follows:

### **Identified Need(s)**

Provide an explanation of the unique need(s) of the unduplicated student group(s) being served identified through the LEA's needs assessment. A meaningful needs assessment includes, at a minimum, analysis of applicable student achievement data and educational partner feedback.

### **How the Action(s) are Designed to Address Need(s)**

Provide an explanation of how the action is designed to address the unique identified need(s) of the unduplicated student group(s) being served.

### **Metric(s) to Monitor Effectiveness**

Identify the metric(s) being used to measure the progress and effectiveness of the action(s).

For any limited action contributing to meeting the increased or improved services requirement that is associated with a Planned Percentage of Improved Services in the Contributing Summary Table rather than an expenditure of LCFF funds, describe the methodology that was used to determine the contribution of the action towards the proportional percentage, as applicable.

- For each action with an identified Planned Percentage of Improved Services, identify the goal and action number and describe the methodology that was used.
- When identifying a Planned Percentage of Improved Services, the LEA must describe the methodology that it used to determine the contribution of the action towards the proportional percentage. The percentage of improved services for an action corresponds to the amount of LCFF funding that the LEA estimates it would expend to implement the action if it were funded.
- For example, an LEA determines that there is a need to analyze data to ensure that instructional aides and expanded learning providers know what targeted supports to provide to students who are foster youth. The LEA could implement this action by hiring additional staff to collect and analyze data and to coordinate supports for students, which, based on the LEA's current pay scale, the LEA estimates would cost \$165,000. Instead, the LEA chooses to utilize a portion of existing staff time to analyze data relating to students who are foster youth. This analysis will then be shared with site principals who will use the data to coordinate services provided by instructional assistants and expanded learning providers to target support to

students. In this example, the LEA would divide the estimated cost of \$165,000 by the amount of LCFF Funding identified in the Total Planned Expenditures Table and then convert the quotient to a percentage. This percentage is the Planned Percentage of Improved Services for the action.

### **Additional Concentration Grant Funding**

A description of the plan for how the additional concentration grant add-on funding identified above will be used to increase the number of staff providing direct services to students at schools that have a high concentration (above 55 percent) of foster youth, English learners, and low-income students, as applicable.

An LEA that receives the additional concentration grant add-on described in *EC* Section 42238.02 is required to demonstrate how it is using these funds to increase the number of staff who provide direct services to students at schools with an enrollment of unduplicated students that is greater than 55 percent as compared to the number of staff who provide direct services to students at schools with an enrollment of unduplicated students that is equal to or less than 55 percent. The staff who provide direct services to students must be certificated staff and/or classified staff employed by the LEA; classified staff includes custodial staff.

Provide the following descriptions, as applicable to the LEA:

- An LEA that does not receive a concentration grant or the concentration grant add-on must indicate that a response to this prompt is not applicable.
- Identify the goal and action numbers of the actions in the LCAP that the LEA is implementing to meet the requirement to increase the number of staff who provide direct services to students at schools with an enrollment of unduplicated students that is greater than 55 percent.
- An LEA that does not have comparison schools from which to describe how it is using the concentration grant add-on funds, such as a single-school LEA or an LEA that only has schools with an enrollment of unduplicated students that is greater than 55 percent, must describe how it is using the funds to increase the number of credentialed staff, classified staff, or both, including custodial staff, who provide direct services to students at selected schools and the criteria used to determine which schools require additional staffing support.
- In the event that an additional concentration grant add-on is not sufficient to increase staff providing direct services to students at a school with an enrollment of unduplicated students that is greater than 55 percent, the LEA must describe how it is using the funds to retain staff providing direct services to students at a school with an enrollment of unduplicated students that is greater than 55 percent.

Complete the table as follows:

- Provide the staff-to-student ratio of classified staff providing direct services to students with a concentration of unduplicated students that is 55 percent or less and the staff-to-student ratio of classified staff providing direct services to students at schools with a concentration of unduplicated students that is greater than 55 percent, as applicable to the LEA.
  - The LEA may group its schools by grade span (Elementary, Middle/Junior High, and High Schools), as applicable to the LEA.
  - The staff-to-student ratio must be based on the number of full-time equivalent (FTE) staff and the number of enrolled students as counted on the first Wednesday in October of each year.

- Provide the staff-to-student ratio of certificated staff providing direct services to students at schools with a concentration of unduplicated students that is 55 percent or less and the staff-to-student ratio of certificated staff providing direct services to students at schools with a concentration of unduplicated students that is greater than 55 percent, as applicable to the LEA.
  - The LEA may group its schools by grade span (Elementary, Middle/Junior High, and High Schools), as applicable to the LEA.
  - The staff-to-student ratio must be based on the number of FTE staff and the number of enrolled students as counted on the first Wednesday in October of each year.

## Action Tables

Complete the Total Planned Expenditures Table for each action in the LCAP. The information entered into this table will automatically populate the other Action Tables. Information is only entered into the Total Planned Expenditures Table, the Annual Update Table, the Contributing Actions Annual Update Table, and the LCFF Carryover Table. The word “input” has been added to column headers to aid in identifying the column(s) where information will be entered. Information is not entered on the remaining Action tables.

The following tables are required to be included as part of the LCAP adopted by the local governing board or governing body:

- Table 1: Total Planned Expenditures Table (for the coming LCAP Year)
- Table 2: Contributing Actions Table (for the coming LCAP Year)
- Table 3: Annual Update Table (for the current LCAP Year)
- Table 4: Contributing Actions Annual Update Table (for the current LCAP Year)
- Table 5: LCFF Carryover Table (for the current LCAP Year)

Note: The coming LCAP Year is the year that is being planned for, while the current LCAP year is the current year of implementation. For example, when developing the 2024–25 LCAP, 2024–25 will be the coming LCAP Year and 2023–24 will be the current LCAP Year.

### ***Total Planned Expenditures Table***

In the Total Planned Expenditures Table, input the following information for each action in the LCAP for that applicable LCAP year:

- **LCAP Year:** Identify the applicable LCAP Year.
- **1. Projected LCFF Base Grant:** Provide the total amount estimated LCFF entitlement for the coming school year, excluding the supplemental and concentration grants and the add-ons for the Targeted Instructional Improvement Block Grant program, the former Home-to-School Transportation program, and the Small School District Transportation program, pursuant to 5 CCR Section 15496(a)(8). Note that the LCFF Base Grant for purposes of the LCAP also includes the Necessary Small Schools and Economic Recovery Target allowances for school districts, and County Operations Grant for COEs.

See *EC* sections 2574 (for COEs) and 42238.02 (for school districts and charter schools), as applicable, for LCFF entitlement calculations.

- **2. Projected LCFF Supplemental and/or Concentration Grants:** Provide the total amount of LCFF supplemental and concentration grants estimated on the basis of the number and concentration of unduplicated students for the coming school year.
- **3. Projected Percentage to Increase or Improve Services for the Coming School Year:** This percentage will not be entered; it is calculated based on the Projected LCFF Base Grant and the Projected LCFF Supplemental and/or Concentration Grants, pursuant to 5 *CCR* Section 15496(a)(8). This is the percentage by which services for unduplicated pupils must be increased or improved as compared to the services provided to all students in the coming LCAP year.
- **LCFF Carryover — Percentage:** Specify the LCFF Carryover — Percentage identified in the LCFF Carryover Table from the prior LCAP year. If a carryover percentage is not identified in the LCFF Carryover Table, specify a percentage of zero (0.00%).
- **Total Percentage to Increase or Improve Services for the Coming School Year:** This percentage will not be entered; it is calculated based on the Projected Percentage to Increase or Improve Services for the Coming School Year and the LCFF Carryover — Percentage. *This is the percentage by which the LEA must increase or improve services for unduplicated pupils as compared to the services provided to all students in the coming LCAP year.*
- **Goal #:** Enter the LCAP Goal number for the action.
- **Action #:** Enter the action’s number as indicated in the LCAP Goal.
- **Action Title:** Provide a title of the action.
- **Student Group(s):** Indicate the student group or groups who will be the primary beneficiary of the action by entering “All,” or by entering a specific student group or groups.
- **Contributing to Increased or Improved Services?:** Type “Yes” if the action is included as contributing to meeting the increased or improved services requirement; OR, type “No” if the action is **not** included as contributing to meeting the increased or improved services requirement.
- If “Yes” is entered into the Contributing column, then complete the following columns:
  - **Scope:** The scope of an action may be LEA-wide (i.e., districtwide, countywide, or charterwide), schoolwide, or limited. An action that is LEA-wide in scope upgrades the entire educational program of the LEA. An action that is schoolwide in scope upgrades the entire educational program of a single school. An action that is limited in its scope is an action that serves only one or more unduplicated student groups.
  - **Unduplicated Student Group(s):** Regardless of scope, contributing actions serve one or more unduplicated student groups. Indicate one or more unduplicated student groups for whom services are being increased or improved as compared to what all students receive.
  - **Location:** Identify the location where the action will be provided. If the action is provided to all schools within the LEA, the LEA must indicate “All Schools.” If the action is provided to specific schools within the LEA or specific grade spans only, the LEA must enter “Specific

Schools” or “Specific Grade Spans.” Identify the individual school or a subset of schools or grade spans (e.g., all high schools or grades transitional kindergarten through grade five), as appropriate.

- **Time Span:** Enter “ongoing” if the action will be implemented for an indeterminate period of time. Otherwise, indicate the span of time for which the action will be implemented. For example, an LEA might enter “1 Year,” or “2 Years,” or “6 Months.”
- **Total Personnel:** Enter the total amount of personnel expenditures utilized to implement this action.
- **Total Non-Personnel:** This amount will be automatically calculated based on information provided in the Total Personnel column and the Total Funds column.
- **LCFF Funds:** Enter the total amount of LCFF funds utilized to implement this action, if any. LCFF funds include all funds that make up an LEA’s total LCFF target (i.e., base grant, grade span adjustment, supplemental grant, concentration grant, Targeted Instructional Improvement Block Grant, and Home-To-School Transportation).
  - **Note:** For an action to contribute towards meeting the increased or improved services requirement, it must include some measure of LCFF funding. The action may also include funding from other sources, however the extent to which an action contributes to meeting the increased or improved services requirement is based on the LCFF funding being used to implement the action.
- **Other State Funds:** Enter the total amount of Other State Funds utilized to implement this action, if any.
  - **Note:** Equity Multiplier funds must be included in the “Other State Funds” category, not in the “LCFF Funds” category. As a reminder, Equity Multiplier funds must be used to supplement, not supplant, funding provided to Equity Multiplier schoolsites for purposes of the LCFF, the ELO-P, the LCRS, and/or the CCSP. This means that Equity Multiplier funds must not be used to replace funding that an Equity Multiplier schoolsite would otherwise receive to implement LEA-wide actions identified in the LEA’s LCAP or that an Equity Multiplier schoolsite would otherwise receive to implement provisions of the ELO-P, the LCRS, and/or the CCSP.
- **Local Funds:** Enter the total amount of Local Funds utilized to implement this action, if any.
- **Federal Funds:** Enter the total amount of Federal Funds utilized to implement this action, if any.
- **Total Funds:** This amount is automatically calculated based on amounts entered in the previous four columns.
- **Planned Percentage of Improved Services:** For any action identified as contributing, being provided on a Limited basis to unduplicated students, and that does not have funding associated with the action, enter the planned quality improvement anticipated for the action as a percentage rounded to the nearest hundredth (0.00%). A limited action is an action that only serves foster youth, English learners, and/or low-income students.
  - As noted in the instructions for the Increased or Improved Services section, when identifying a Planned Percentage of Improved Services, the LEA must describe the methodology that it used to determine the contribution of the action towards the proportional percentage. The percentage of improved services for an action corresponds to the amount of LCFF funding that the LEA estimates it would expend to implement the action if it were funded.

For example, an LEA determines that there is a need to analyze data to ensure that instructional aides and expanded learning providers know what targeted supports to provide to students who are foster youth. The LEA could implement this action by hiring additional staff to collect and analyze data and to coordinate supports for students, which, based on the LEA's current pay scale, the LEA estimates would cost \$165,000. Instead, the LEA chooses to utilize a portion of existing staff time to analyze data relating to students who are foster youth. This analysis will then be shared with site principals who will use the data to coordinate services provided by instructional assistants and expanded learning providers to target support to students. In this example, the LEA would divide the estimated cost of \$165,000 by the amount of LCFF Funding identified in the Data Entry Table and then convert the quotient to a percentage. This percentage is the Planned Percentage of Improved Services for the action.

### ***Contributing Actions Table***

As noted above, information will not be entered in the Contributing Actions Table; however, the 'Contributing to Increased or Improved Services?' column will need to be checked to ensure that only actions with a "Yes" are displaying. If actions with a "No" are displayed or if actions that are contributing are not displaying in the column, use the drop-down menu in the column header to filter only the "Yes" responses.

### ***Annual Update Table***

In the Annual Update Table, provide the following information for each action in the LCAP for the relevant LCAP year:

- **Estimated Actual Expenditures:** Enter the total estimated actual expenditures to implement this action, if any.

### ***Contributing Actions Annual Update Table***

In the Contributing Actions Annual Update Table, check the 'Contributing to Increased or Improved Services?' column to ensure that only actions with a "Yes" are displaying. If actions with a "No" are displayed or if actions that are contributing are not displaying in the column, use the drop-down menu in the column header to filter only the "Yes" responses. Provide the following information for each contributing action in the LCAP for the relevant LCAP year:

- **6. Estimated Actual LCFF Supplemental and/or Concentration Grants:** Provide the total amount of LCFF supplemental and concentration grants estimated based on the number and concentration of unduplicated students in the current school year.
- **Estimated Actual Expenditures for Contributing Actions:** Enter the total estimated actual expenditure of LCFF funds used to implement this action, if any.
- **Estimated Actual Percentage of Improved Services:** For any action identified as contributing, being provided on a Limited basis only to unduplicated students, and that does not have funding associated with the action, enter the total estimated actual quality improvement anticipated for the action as a percentage rounded to the nearest hundredth (0.00%).
  - Building on the example provided above for calculating the Planned Percentage of Improved Services, the LEA in the example implements the action. As part of the annual update process, the LEA reviews implementation and student outcome data and determines that the action was implemented with fidelity and that outcomes for foster youth students improved. The LEA reviews the original estimated cost for the action and determines that had it hired additional staff to collect and analyze data and to coordinate supports for students that estimated actual cost would have been \$169,500 due to a cost of living adjustment. The LEA would divide the estimated actual cost of \$169,500 by the amount of

LCFF Funding identified in the Data Entry Table and then convert the quotient to a percentage. This percentage is the Estimated Actual Percentage of Improved Services for the action.

### ***LCFF Carryover Table***

- **9. Estimated Actual LCFF Base Grant:** Provide the total amount of estimated LCFF Target Entitlement for the current school year, excluding the supplemental and concentration grants and the add-ons for the Targeted Instructional Improvement Block Grant program, the former Home-to-School Transportation program, and the Small School District Transportation program, pursuant to 5 CCR Section 15496(a)(8). Note that the LCFF Base Grant for purposes of the LCAP also includes the Necessary Small Schools and Economic Recovery Target allowances for school districts, and County Operations Grant for COEs. See EC sections 2574 (for COEs) and 42238.02 (for school districts and charter schools), as applicable, for LCFF entitlement calculations.
- **10. Total Percentage to Increase or Improve Services for the Current School Year:** This percentage will not be entered. The percentage is calculated based on the amounts of the Estimated Actual LCFF Base Grant (9) and the Estimated Actual LCFF Supplemental and/or Concentration Grants (6), pursuant to 5 CCR Section 15496(a)(8), plus the LCFF Carryover – Percentage from the prior year. This is the percentage by which services for unduplicated pupils must be increased or improved as compared to the services provided to all students in the current LCAP year.

### ***Calculations in the Action Tables***

To reduce the duplication of effort of LEAs, the Action Tables include functionality such as pre-population of fields and cells based on the information provided in the Data Entry Table, the Annual Update Summary Table, and the Contributing Actions Table. For transparency, the functionality and calculations used are provided below.

#### **Contributing Actions Table**

- **4. Total Planned Contributing Expenditures (LCFF Funds)**
  - This amount is the total of the Planned Expenditures for Contributing Actions (LCFF Funds) column.
- **5. Total Planned Percentage of Improved Services**
  - This percentage is the total of the Planned Percentage of Improved Services column.
- **Planned Percentage to Increase or Improve Services for the coming school year (4 divided by 1, plus 5)**
  - This percentage is calculated by dividing the Total Planned Contributing Expenditures (4) by the Projected LCFF Base Grant (1), converting the quotient to a percentage, and adding it to the Total Planned Percentage of Improved Services (5).

#### **Contributing Actions Annual Update Table**

Pursuant to EC Section 42238.07(c)(2), if the Total Planned Contributing Expenditures (4) is less than the Estimated Actual LCFF Supplemental and Concentration Grants (6), the LEA is required to calculate the difference between the Total Planned Percentage of Improved Services (5) and the Total Estimated Actual Percentage of Improved Services (7). If the Total Planned Contributing Expenditures (4) is equal to or greater than the Estimated Actual

LCFF Supplemental and Concentration Grants (6), the Difference Between Planned and Estimated Actual Percentage of Improved Services will display “Not Required.”

- **6. Estimated Actual LCFF Supplemental and Concentration Grants**

- This is the total amount of LCFF supplemental and concentration grants the LEA estimates it will actually receive based on the number and concentration of unduplicated students in the current school year.

- **4. Total Planned Contributing Expenditures (LCFF Funds)**

- This amount is the total of the Last Year's Planned Expenditures for Contributing Actions (LCFF Funds).

- **7. Total Estimated Actual Expenditures for Contributing Actions**

- This amount is the total of the Estimated Actual Expenditures for Contributing Actions (LCFF Funds).

- **Difference Between Planned and Estimated Actual Expenditures for Contributing Actions (Subtract 7 from 4)**

- This amount is the Total Estimated Actual Expenditures for Contributing Actions (7) subtracted from the Total Planned Contributing Expenditures (4).

- **5. Total Planned Percentage of Improved Services (%)**

- This amount is the total of the Planned Percentage of Improved Services column.

- **8. Total Estimated Actual Percentage of Improved Services (%)**

- This amount is the total of the Estimated Actual Percentage of Improved Services column.

- **Difference Between Planned and Estimated Actual Percentage of Improved Services (Subtract 5 from 8)**

- This amount is the Total Planned Percentage of Improved Services (5) subtracted from the Total Estimated Actual Percentage of Improved Services (8).

## **LCFF Carryover Table**

- **10. Total Percentage to Increase or Improve Services for the Current School Year (6 divided by 9 plus Carryover %)**

- This percentage is the Estimated Actual LCFF Supplemental and/or Concentration Grants (6) divided by the Estimated Actual LCFF Base Grant (9) plus the LCFF Carryover – Percentage from the prior year.

- **11. Estimated Actual Percentage of Increased or Improved Services (7 divided by 9, plus 8)**

- o This percentage is the Total Estimated Actual Expenditures for Contributing Actions (7) divided by the LCFF Funding (9), then converting the quotient to a percentage and adding the Total Estimated Actual Percentage of Improved Services (8).

- **12. LCFF Carryover — Dollar Amount LCFF Carryover (Subtract 11 from 10 and multiply by 9)**

- o If the Estimated Actual Percentage of Increased or Improved Services (11) is less than the Estimated Actual Percentage to Increase or Improve Services (10), the LEA is required to carry over LCFF funds.

The amount of LCFF funds is calculated by subtracting the Estimated Actual Percentage to Increase or Improve Services (11) from the Estimated Actual Percentage of Increased or Improved Services (10) and then multiplying by the Estimated Actual LCFF Base Grant (9). This amount is the amount of LCFF funds that is required to be carried over to the coming year.

- **13. LCFF Carryover — Percentage (12 divided by 9)**

- o This percentage is the unmet portion of the Percentage to Increase or Improve Services that the LEA must carry over into the coming LCAP year. The percentage is calculated by dividing the LCFF Carryover (12) by the LCFF Funding (9).

California Department of Education  
November 2024